



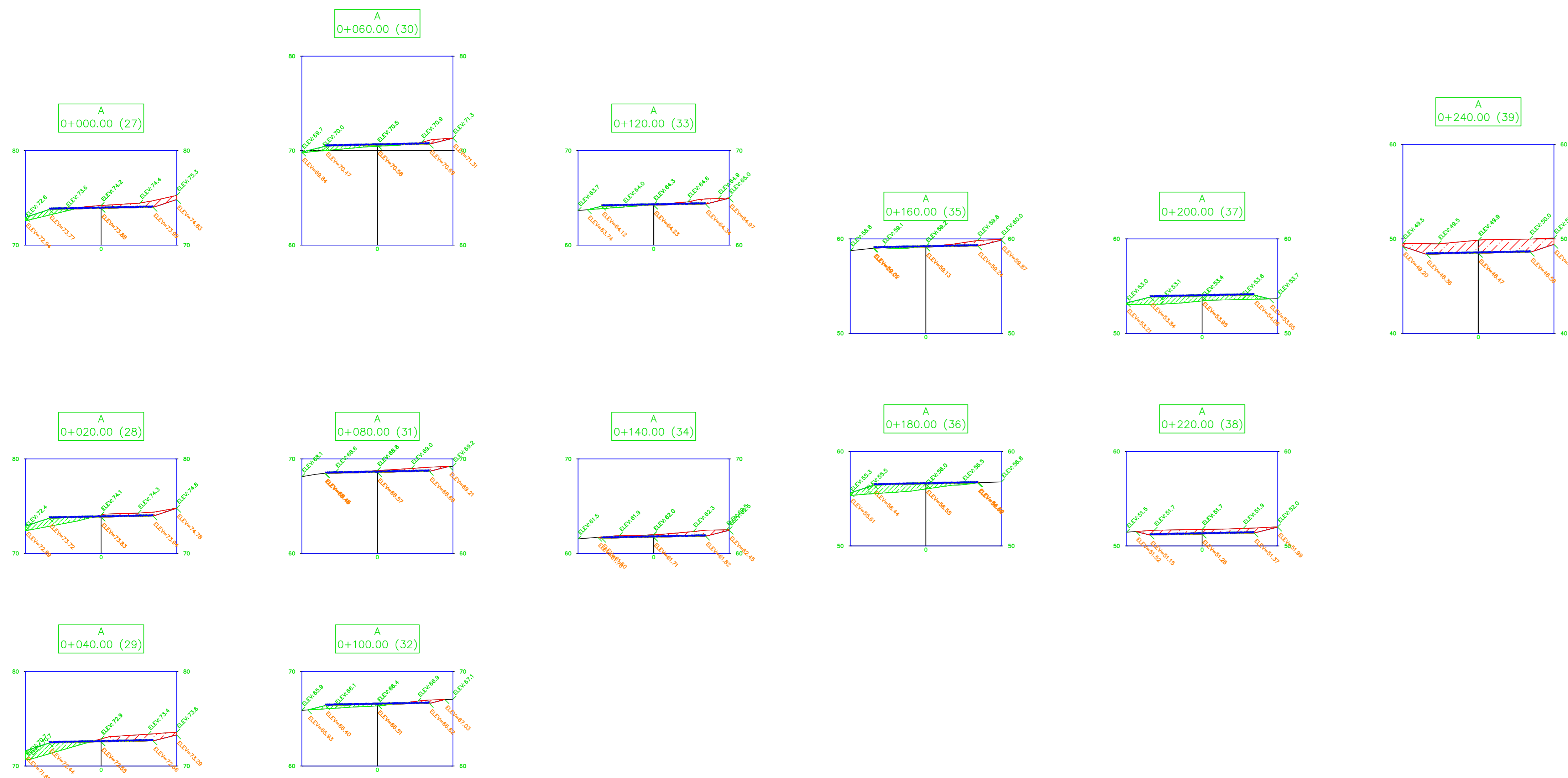
ROADS



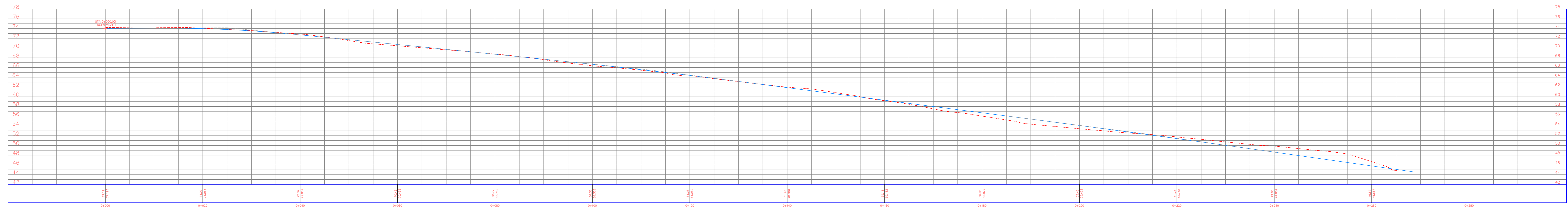


CUT AND FILL A						
Station	Fill Area	Cut Area	Fill Volume	Cut Volume	Cumulative Fill Vol	Cumulative Cut Vol
0+000.00	2.02	4.44	0.00	0.00	0.00	0.00
0+015.60	0.68	2.64	21.09	55.21	21.09	55.21
0+020.00	3.76	2.55	9.78	11.41	30.87	66.62
0+040.00	5.14	4.80	89.01	73.51	119.88	140.13
0+060.00	2.36	1.00	75.02	58.04	194.89	198.18
0+080.00	0.00	2.87	23.64	38.77	218.54	236.94
0+100.00	1.81	1.04	18.11	39.12	236.65	276.07
0+120.00	0.82	2.13	26.33	31.74	262.97	307.81
0+140.00	0.00	4.45	8.22	65.87	271.19	373.68
0+160.00	0.22	2.38	2.21	68.29	273.40	441.97
0+180.00	6.95	0.00	71.73	23.78	345.13	465.75
0+200.00	7.90	0.00	148.56	0.02	493.70	465.77
0+220.00	0.00	6.54	79.04	65.40	572.73	531.17
0+240.00	0.00	18.72	0.00	252.56	572.73	783.72

Gravel A			
Station	Area	Volume	Cumulative Volume
0+000.00	1.65	0.00	0.00
0+015.60	1.65	26.75	26.75
0+020.00	1.65	7.25	33.00
0+040.00	1.65	33.00	66.00
0+060.00	1.65	33.00	99.00
0+080.00	1.65	33.00	132.00
0+100.00	1.65	33.00	165.00
0+120.00	1.65	33.00	198.00
0+140.00	1.65	33.00	231.00
0+160.00	1.65	33.00	264.00
0+180.00	1.65	33.00	297.00
0+200.00	1.65	33.00	330.00
0+220.00	1.65	33.00	363.00
0+240.00	1.65	33.00	396.00

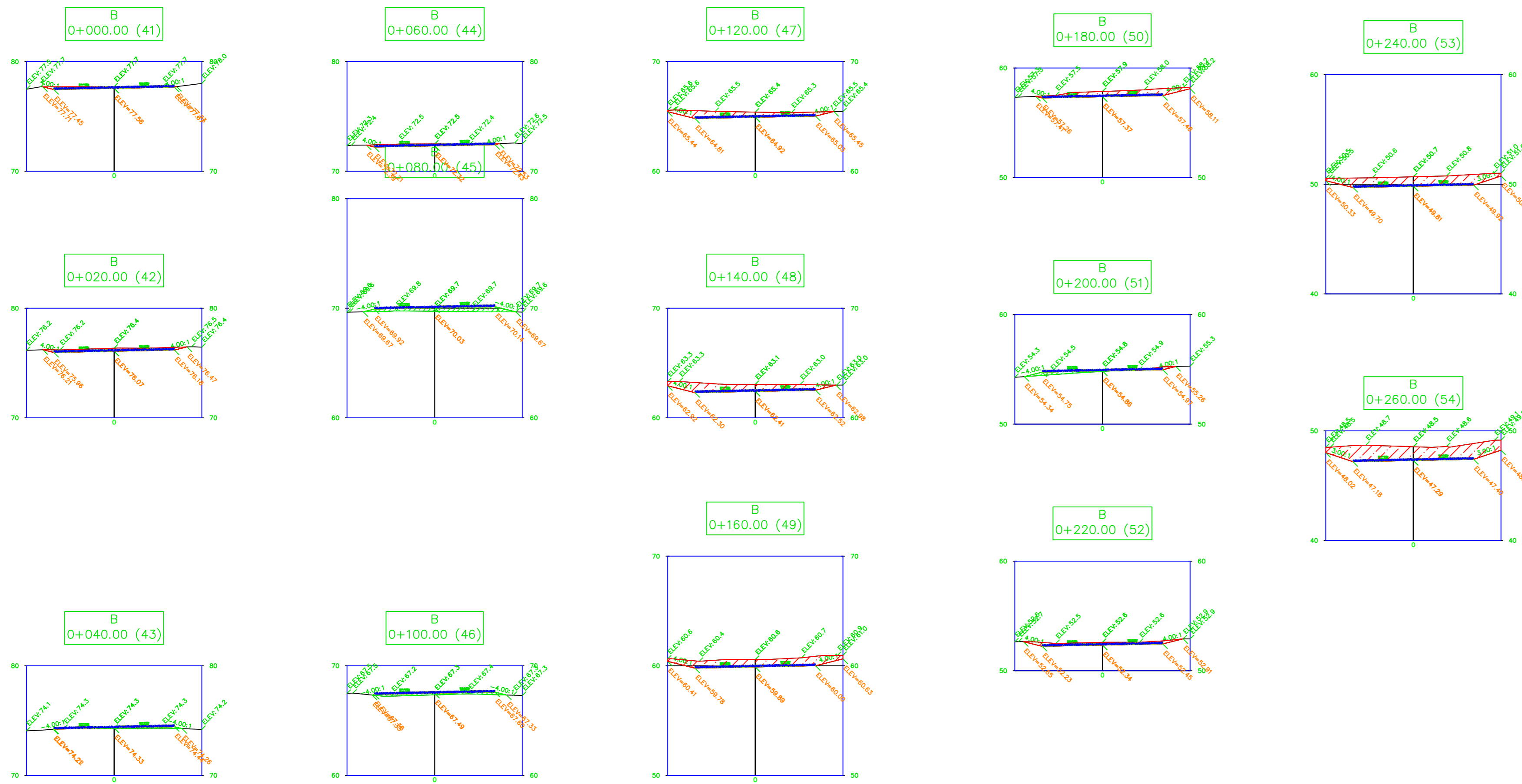


## A PROFILE

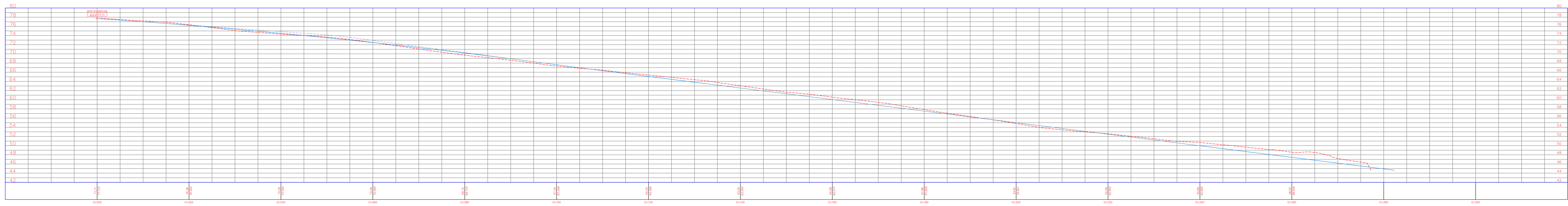


CUT AND FILL B						
Station	Fill Area	Cut Area	Fill Volume	Cut Volume	Cumulative Fill Vol	Cumulative Cut Vol
0+00.00	0.00	1.79	0.00	0.00	0.00	0.00
0+020.00	0.00	2.98	0.00	47.72	0.00	47.72
0+040.00	0.56	0.07	5.59	30.58	5.59	78.29
0+060.00	0.00	1.72	5.59	17.95	11.19	96.24
0+080.00	4.10	0.00	40.97	17.21	52.16	113.45
0+100.00	1.78	0.00	58.80	0.00	110.96	113.45
0+120.00	0.00	6.78	17.82	87.79	128.78	181.24
0+140.00	0.00	9.44	0.00	162.18	128.78	343.42
0+160.00	0.00	10.45	0.00	198.93	128.78	542.36
0+180.00	0.00	5.97	0.00	164.22	128.78	706.57
0+200.00	1.17	0.46	11.70	64.25	140.48	770.82
0+220.00	0.00	3.26	11.70	37.18	152.18	808.01
0+240.00	0.00	12.58	0.00	158.39	152.18	966.39
0+260.00	0.00	19.95	0.00	325.23	152.18	1291.62
0+280.00	0.00	0.00	0.00	199.45	152.18	1491.07
0+285.36	0.00	0.00	0.00	0.00	152.18	1491.07

Gravel B			
Station	Area	Volume	Cumulative Volume
0+00.00	1.65	0.00	0.00
0+020.00	1.65	33.00	33.00
0+040.00	1.65	33.00	66.00
0+060.00	1.65	33.00	99.00
0+080.00	1.65	33.00	132.00
0+100.00	1.65	33.00	165.00
0+120.00	1.65	33.00	198.00
0+140.00	1.65	33.00	231.00
0+160.00	1.65	33.00	264.00
0+180.00	1.65	33.00	297.00
0+200.00	1.65	33.00	330.00
0+220.00	1.65	33.00	363.00
0+240.00	1.65	33.00	396.00
0+260.00	1.65	33.00	429.00
0+280.00	0.00	16.50	445.50
0+285.36	0.00	0.00	445.50

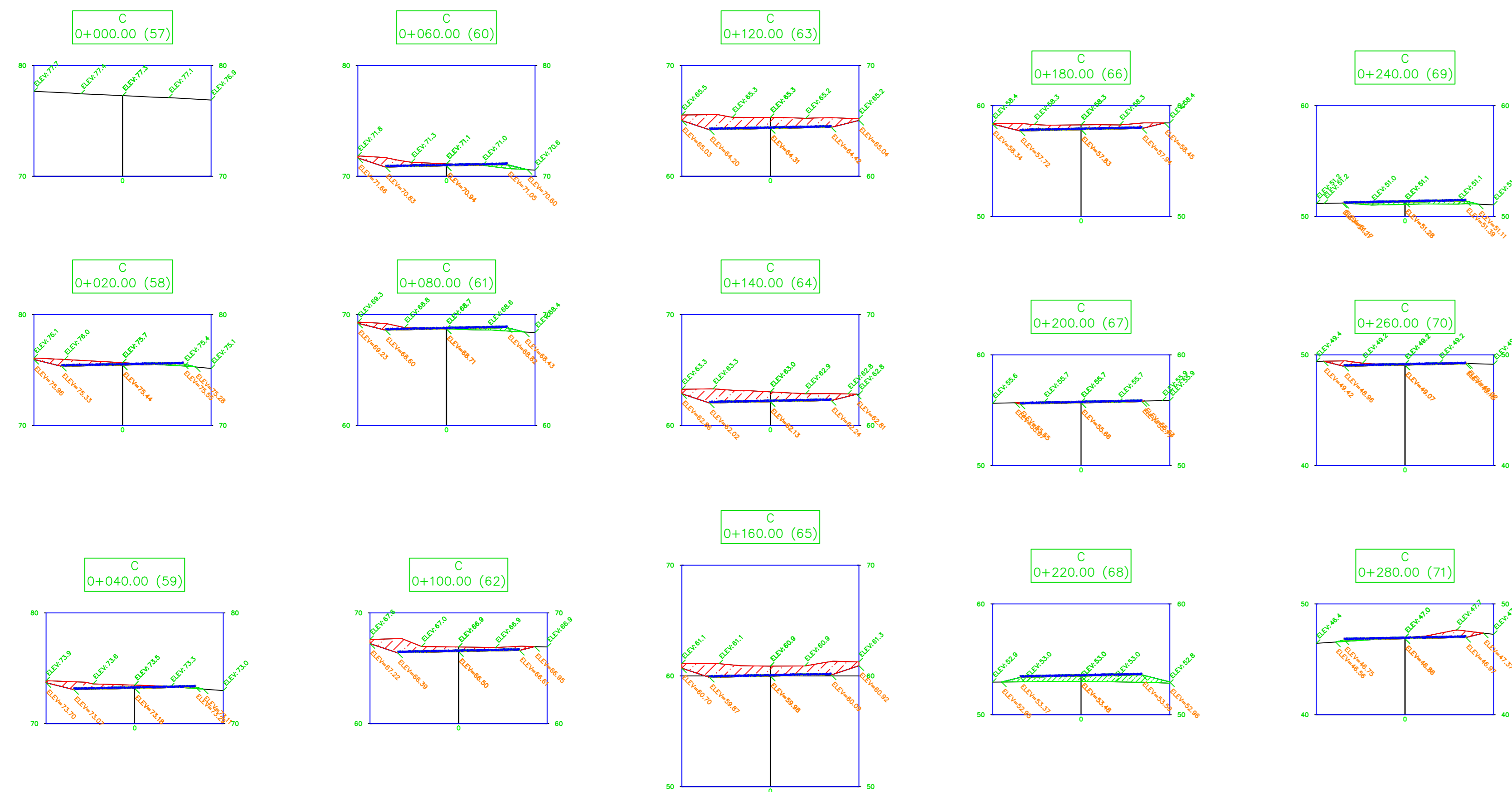


## B PROFILE

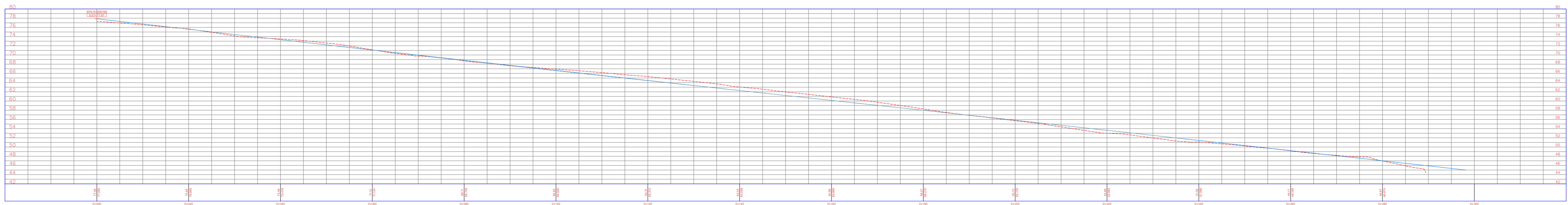


CUT AND FILL						
C						
Station	Fill Area	Cut Area	Fill Volume	Cut Volume	Cumulative Fill Vol	Cumulative Cut Vol
0+000.00	0.00	0.00	0.00	0.00	0.00	0.00
0+020.00	0.33	3.64	3.31	36.38	3.31	36.38
0+040.00	0.13	4.36	4.59	79.07	7.90	116.35
0+060.00	0.69	3.92	4.20	82.80	16.10	199.15
0+080.00	0.99	1.98	16.79	58.81	32.89	257.97
0+100.00	0.00	7.95	9.86	99.15	42.75	357.12
0+120.00	0.00	14.82	0.00	227.77	42.75	584.89
0+140.00	0.00	12.72	0.00	275.47	42.75	860.36
0+160.00	0.00	15.09	0.00	278.15	42.75	1138.51
0+180.00	0.00	6.49	0.00	215.78	42.75	1354.29
0+200.00	0.01	0.79	0.13	72.80	42.88	1427.09
0+220.00	6.79	0.00	68.07	7.93	110.95	1435.02
0+240.00	2.09	0.01	88.82	0.12	199.78	1435.14
0+260.00	0.00	2.11	20.88	21.20	220.66	1456.34
0+280.00	0.27	2.70	3.69	48.10	223.34	1504.44
0+297.46	0.00	0.00	2.34	23.59	225.69	1528.03

Gravel			
C			
Station	Area	Volume	Cumulative Volume
0+000.00	0.00	0.00	0.00
0+020.00	1.65	16.50	16.50
0+040.00	1.65	33.00	49.50
0+060.00	1.65	33.00	82.50
0+080.00	1.65	33.00	115.50
0+100.00	1.65	33.00	148.50
0+120.00	1.65	33.00	181.50
0+140.00	1.65	33.00	214.50
0+160.00	1.65	33.00	247.50
0+180.00	1.65	33.00	280.50
0+200.00	1.65	33.00	313.50
0+220.00	1.65	33.00	346.50
0+240.00	1.65	33.00	379.50
0+260.00	1.65	33.00	412.50
0+280.00	1.65	33.00	445.50
0+297.46	0.00	14.40	459.90



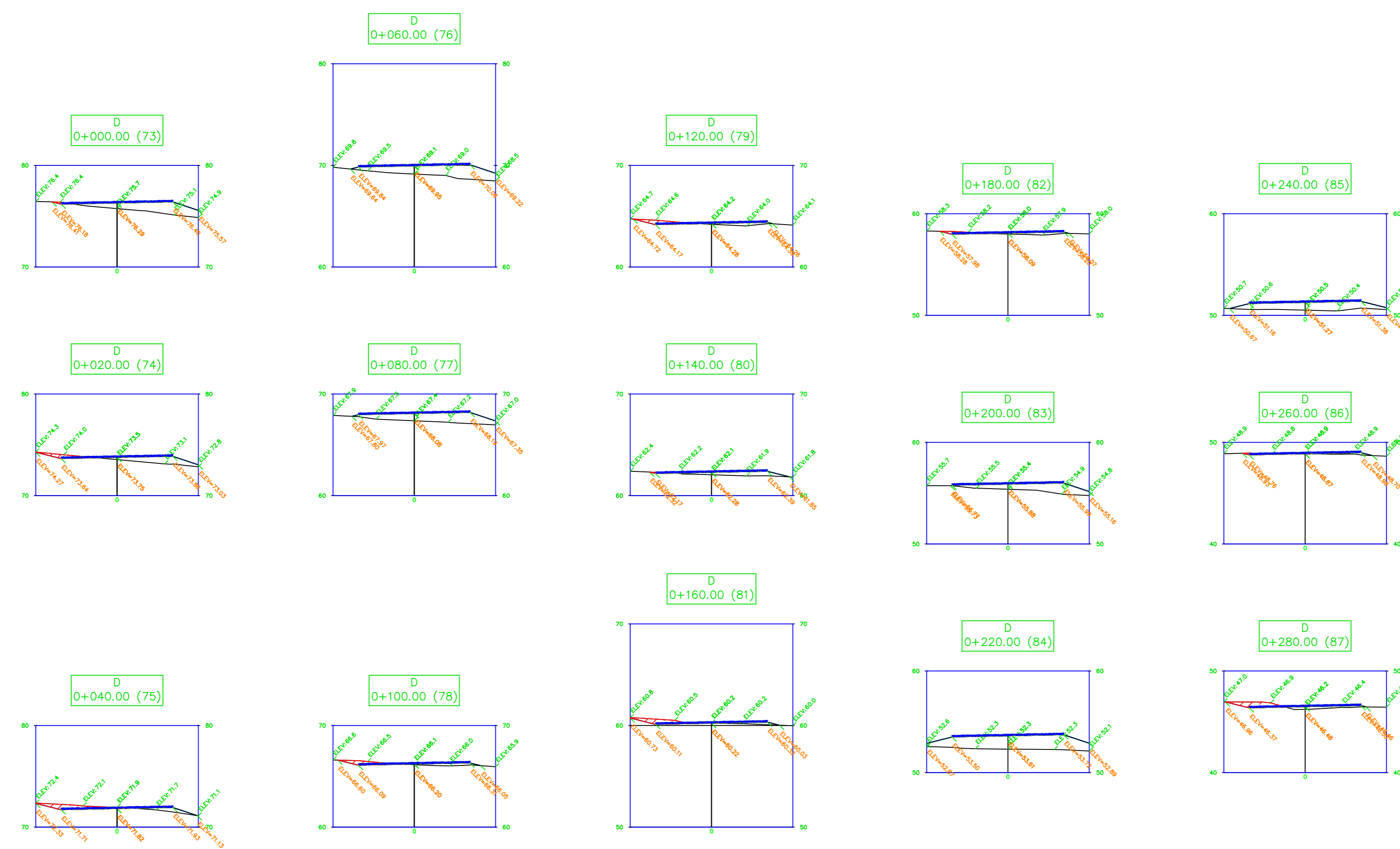
## C PROFILE



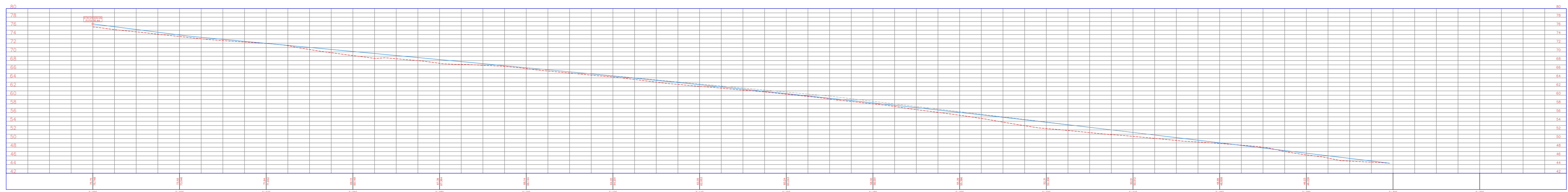


CUT AND FILL D						
Station	Fill Area	Cut Area	Fill Volume	Cut Volume	Cumulative Fill Vol	Cumulative Cut Vol
0+000.00	0.00	0.19	0.00	0.00	0.00	0.00
0+020.00	0.00	1.25	0.00	14.43	0.00	14.43
0+040.00	0.00	2.53	0.00	37.79	0.00	52.22
0+060.00	0.00	0.00	0.00	25.28	0.00	77.50
0+080.00	0.00	0.00	0.00	0.00	0.00	77.50
0+100.00	0.00	1.40	0.00	13.95	0.00	91.45
0+120.00	0.00	1.40	0.00	27.96	0.00	119.41
0+140.00	0.00	0.15	0.00	15.49	0.00	134.90
0+160.00	0.00	1.97	0.00	21.23	0.00	156.13
0+180.00	0.00	0.66	0.00	26.30	0.00	182.43
0+200.00	0.00	0.00	0.00	6.56	0.00	189.00
0+220.00	0.00	0.00	0.00	0.00	0.00	189.00
0+240.00	0.00	0.00	0.00	0.00	0.00	189.00
0+260.00	0.00	0.27	0.00	2.66	0.00	191.66
0+280.00	0.00	2.18	0.00	24.25	0.00	215.91
0+300.00	0.00	0.00	0.00	21.59	0.00	237.50
0+307.46	0.00	0.00	0.00	0.00	0.00	237.50

Gravel D			
Station	Area	Volume	Cumulative Volume
0+000.00	1.85	0.00	0.00
0+020.00	1.85	33.00	33.00
0+040.00	1.85	33.00	66.00
0+060.00	1.85	33.00	99.00
0+080.00	1.85	33.00	132.00
0+100.00	1.85	33.00	165.00
0+120.00	1.85	33.00	198.00
0+140.00	1.85	33.00	231.00
0+160.00	1.85	33.00	264.00
0+180.00	1.85	33.00	297.00
0+200.00	1.85	33.00	330.00
0+220.00	1.85	33.00	363.00
0+240.00	1.85	33.00	396.00
0+260.00	1.85	33.00	429.00
0+280.00	1.85	33.00	462.00
0+300.00	0.00	16.50	478.50
0+307.46	0.00	0.00	478.50

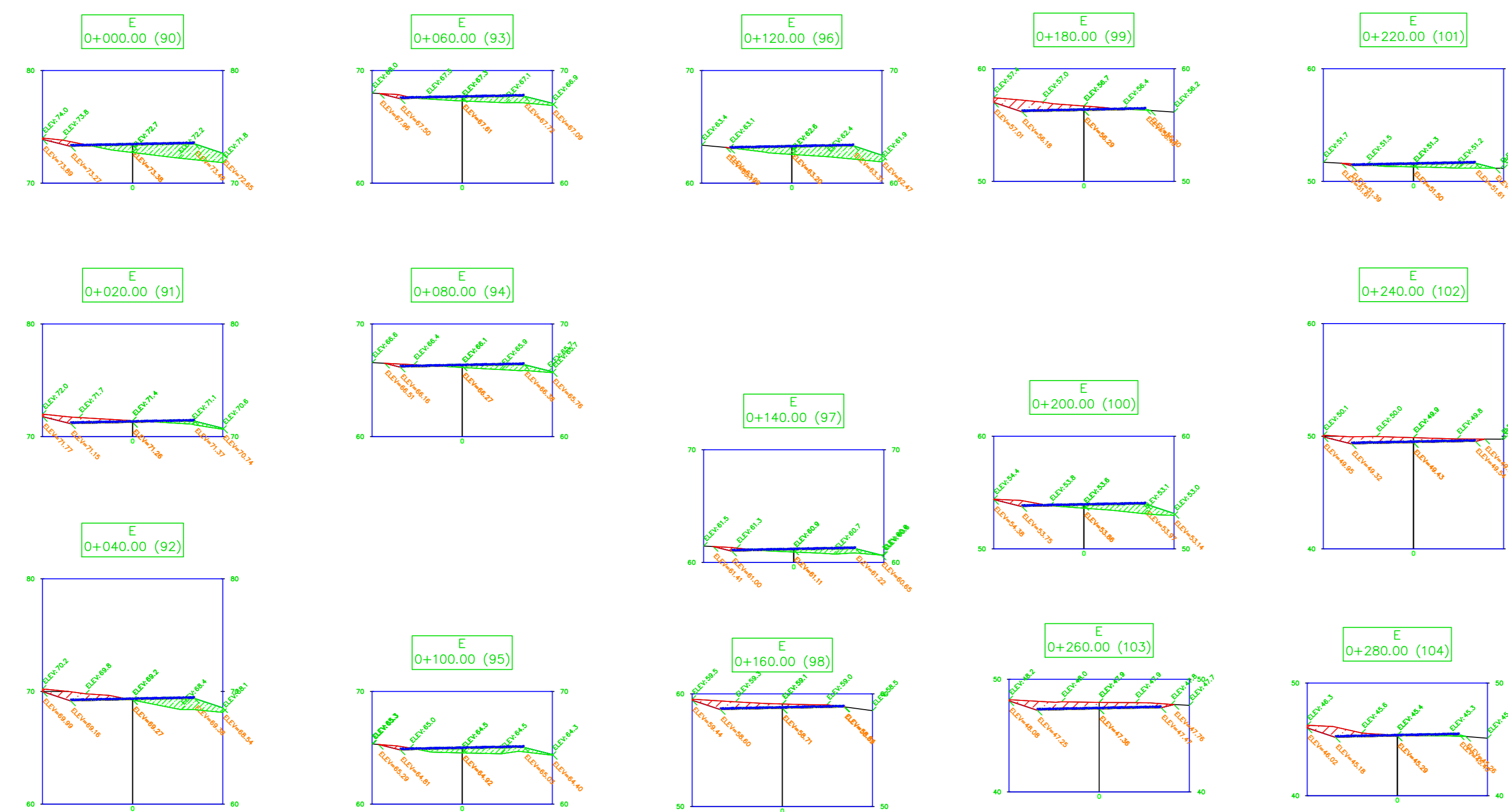


## D PROFILE

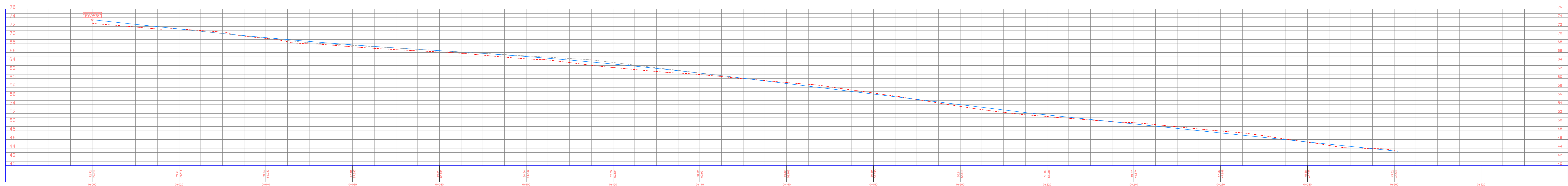


CUT AND FILL						
E						
Station	Fill Area	Cut Area	Fill Volume	Cut Volume	Cumulative Fill Vol	Cumulative Cut Vol
0+000.00	9.88	1.10	0.00	0.00	0.00	0.00
0+020.00	1.02	3.20	109.00	43.05	109.00	43.05
0+040.00	5.07	3.76	60.97	69.59	169.96	112.64
0+060.00	4.17	0.54	92.42	42.99	262.39	155.63
0+080.00	2.77	0.72	69.36	12.62	331.75	168.24
0+100.00	3.99	0.58	67.57	13.01	399.31	181.26
0+120.00	8.92	0.02	129.07	6.00	528.38	187.26
0+140.00	2.57	0.89	114.89	7.09	643.26	194.35
0+160.00	0.00	0.55	25.70	62.40	668.96	256.75
0+180.00	0.06	6.46	0.62	120.12	669.58	376.87
0+200.00	4.63	1.41	46.90	76.73	716.49	453.60
0+220.00	2.73	0.23	73.60	16.40	790.09	470.00
0+240.00	0.00	5.85	27.32	80.79	817.40	550.79
0+260.00	0.00	7.81	0.00	136.58	817.40	687.37
0+280.00	0.23	3.67	2.33	114.74	819.73	792.12
0+300.00	0.00	0.00	2.33	34.68	822.06	826.80
0+308.29	0.00	0.00	0.00	0.00	822.06	826.80

Gravel			
E			
Station	Area	Volume	Cumulative Volume
0+000.00	1.65	0.00	0.00
0+020.00	1.65	33.00	33.00
0+040.00	1.65	33.00	66.00
0+060.00	1.65	33.00	99.00
0+080.00	1.65	33.00	132.00
0+100.00	1.65	33.00	165.00
0+120.00	1.65	33.00	198.00
0+140.00	1.65	33.00	231.00
0+160.00	1.65	33.00	264.00
0+180.00	1.65	33.00	297.00
0+200.00	1.65	33.00	330.00
0+220.00	1.65	33.00	363.00
0+240.00	1.65	33.00	396.00
0+260.00	1.65	33.00	429.00
0+280.00	1.65	33.00	462.00
0+300.00	0.00	16.50	478.50
0+308.29	0.00	0.00	478.50

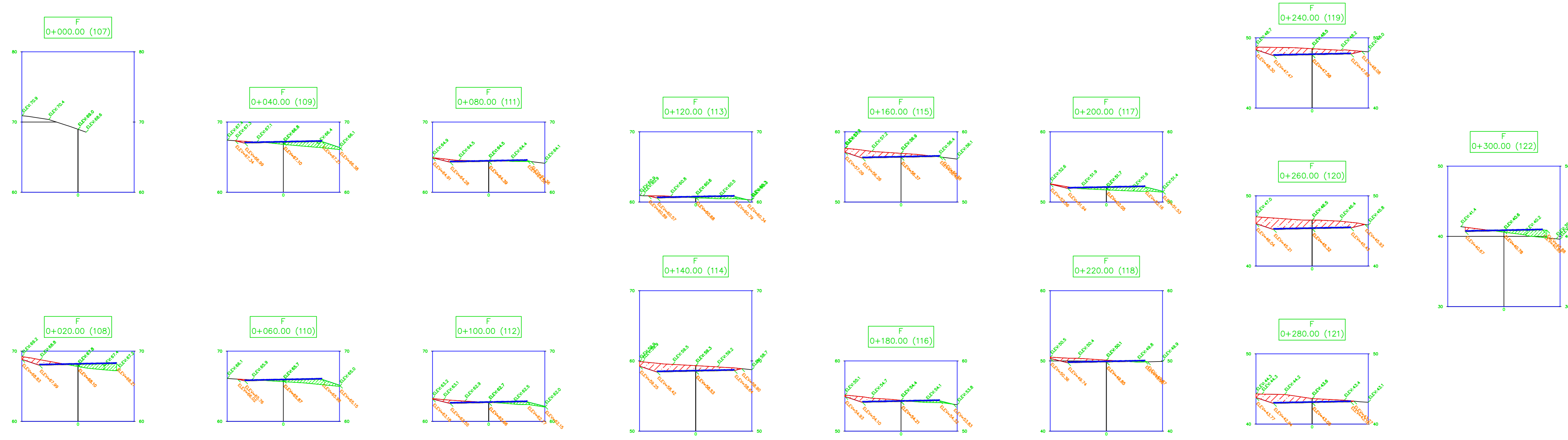


## E PROFILE

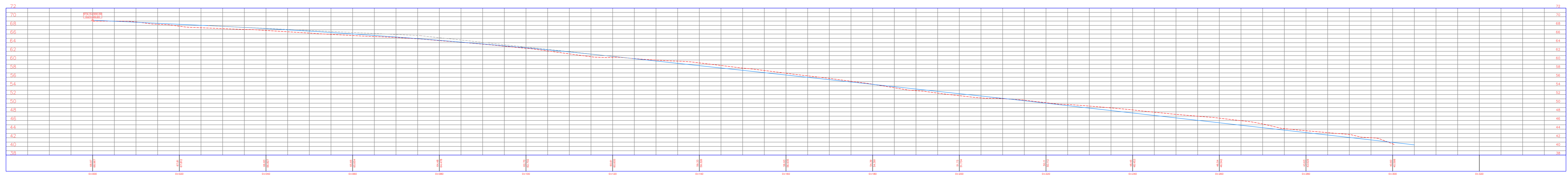


CUT AND FILL						
Station	Fill Area	Cut Area	Fill Volume	Cut Volume	Cumulative Fill Vol	Cumulative Cut Vol
0+000.00	0.00	0.00	0.00	0.00	0.00	0.00
0+020.00	4.08	3.14	40.79	31.43	40.79	31.43
0+040.00	4.97	0.61	50.49	37.53	131.28	68.96
0+060.00	3.97	0.41	39.39	10.14	220.68	79.10
0+080.00	0.26	1.65	42.32	20.58	262.99	99.68
0+100.00	1.60	2.05	18.66	36.99	281.65	136.67
0+120.00	1.55	0.92	31.58	29.71	313.22	166.38
0+140.00	0.00	11.36	13.58	122.84	326.77	289.02
0+160.00	0.02	8.24	0.20	195.78	328.97	484.80
0+180.00	0.87	3.95	8.91	121.90	337.89	606.70
0+200.00	4.31	0.45	51.78	43.99	389.67	650.69
0+220.00	0.19	4.15	45.00	45.84	434.67	696.62
0+240.00	0.00	11.87	1.84	160.11	436.61	856.74
0+260.00	0.00	17.67	0.00	295.37	436.61	1152.10
0+280.00	0.00	9.98	0.00	278.55	436.61	1430.65
0+300.00	4.21	1.32	42.07	113.06	478.68	1543.71

Gravel			
Station	Area	Volume	Cumulative Volume
0+000.00	0.00	0.00	0.00
0+020.00	1.65	16.50	16.50
0+040.00	1.65	33.00	49.50
0+060.00	1.65	33.00	82.50
0+080.00	1.65	33.00	115.50
0+100.00	1.65	33.00	148.50
0+120.00	1.65	33.00	181.50
0+140.00	1.65	33.00	214.50
0+160.00	1.65	33.00	247.50
0+180.00	1.65	33.00	280.50
0+200.00	1.65	33.00	313.50
0+220.00	1.65	33.00	346.50
0+240.00	1.65	33.00	379.50
0+260.00	1.65	33.00	412.50
0+280.00	1.65	33.00	445.50
0+300.00	1.65	33.00	478.50



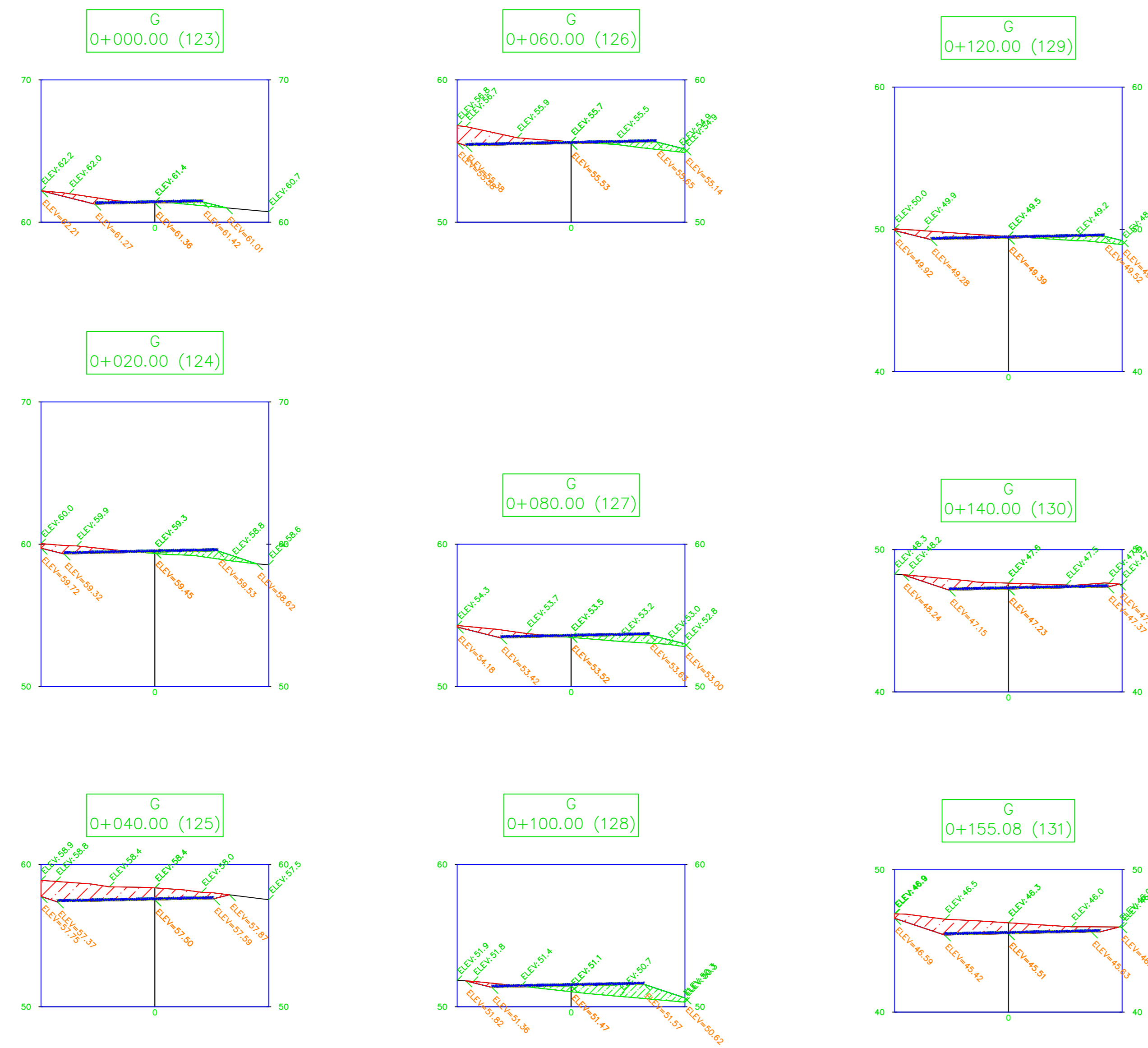
## F PROFILE



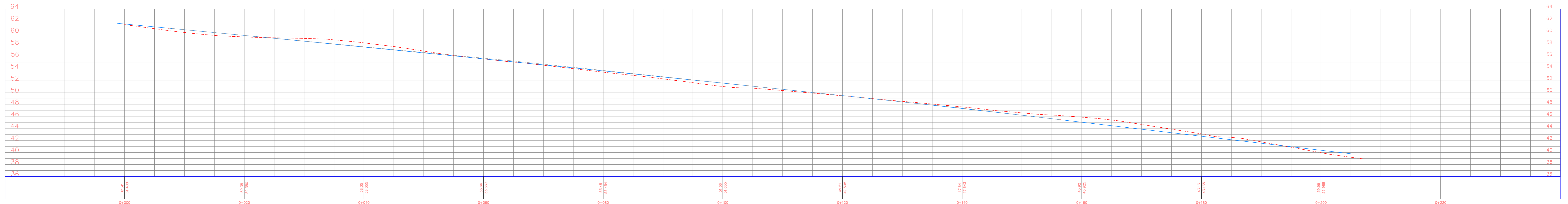


CUT AND FILL G						
Station	Fill Area	Cut Area	Fill Volume	Cut Volume	Cumulative Fill Vol	Cumulative Cut Vol
0+000.00	0.53	1.85	0.00	0.00	0.00	0.00
0+020.00	2.13	2.44	26.55	42.90	26.55	42.90
0+040.00	0.00	11.84	21.28	142.84	47.83	185.74
0+060.00	1.81	5.30	18.13	171.47	65.96	357.21
0+080.00	2.78	2.14	45.95	74.44	111.91	431.65
0+100.00	6.19	0.64	89.72	27.83	201.64	459.48
0+120.00	1.64	2.87	78.27	35.13	279.90	494.61
0+140.00	0.00	5.62	16.36	84.87	296.27	579.47
0+155.08	0.00	10.46	0.01	121.23	296.27	700.70

Gravel G			
Station	Area	Volume	Cumulative Volume
0+000.00	1.14	0.00	0.00
0+020.00	1.62	27.59	27.59
0+040.00	1.65	32.67	60.27
0+060.00	2.01	36.52	96.79
0+080.00	1.57	35.73	132.52
0+100.00	1.60	31.73	164.24
0+120.00	1.83	34.32	198.56
0+140.00	1.67	34.98	233.53
0+155.08	1.64	24.95	258.48



## G PROFILE

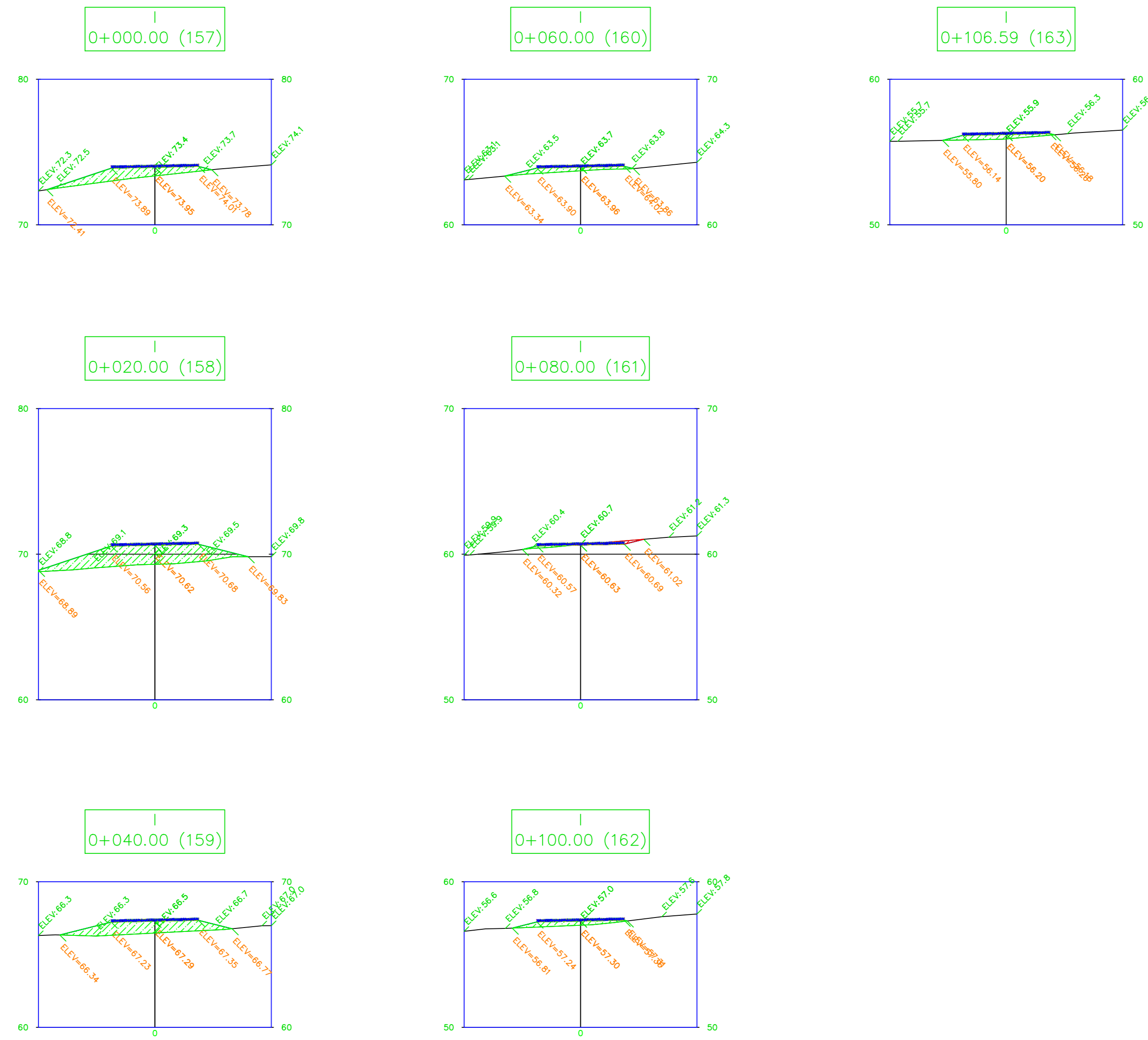




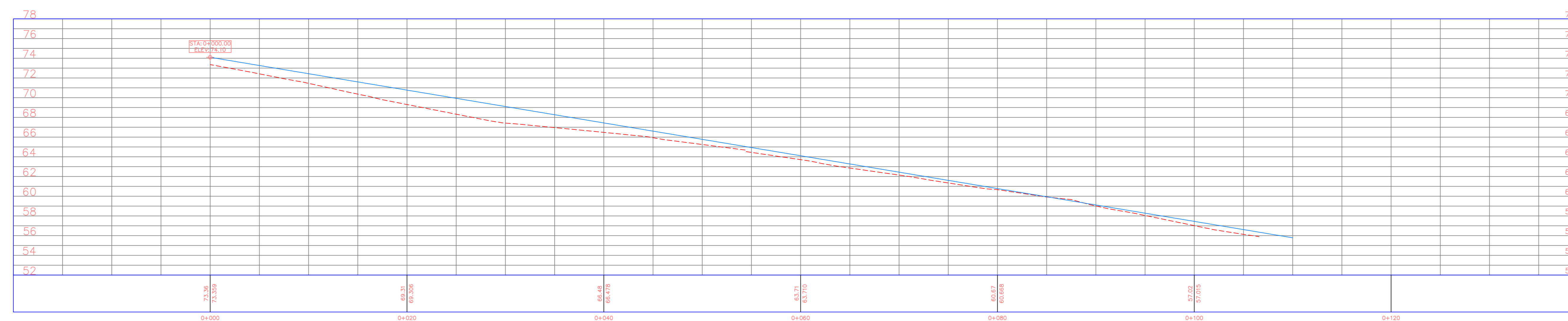


CUT AND FILL						
Station	Fill Area	Cut Area	Fill Volume	Cut Volume	Cumulative Fill Vol	Cumulative Cut Vol
0+000.00	5.63	0.00	0.00	0.00	0.00	0.00
0+020.00	13.60	0.00	192.31	0.00	192.31	0.00
0+040.00	7.42	0.00	210.18	0.00	402.49	0.00
0+060.00	1.98	0.00	94.02	0.00	496.51	0.00
0+080.00	0.28	0.56	22.67	5.62	519.17	5.62
0+100.00	1.87	0.00	21.53	5.62	540.71	11.24
0+106.59	1.79	0.00	12.06	0.00	552.77	11.24

Gravel			
Station	Area	Volume	Cumulative Volume
0+000.00	0.90	0.00	0.00
0+020.00	0.90	18.00	18.00
0+040.00	0.90	18.00	36.00
0+060.00	0.90	18.00	54.00
0+080.00	0.90	18.00	72.00
0+100.00	0.90	18.00	90.00
0+106.59	0.90	5.93	95.93

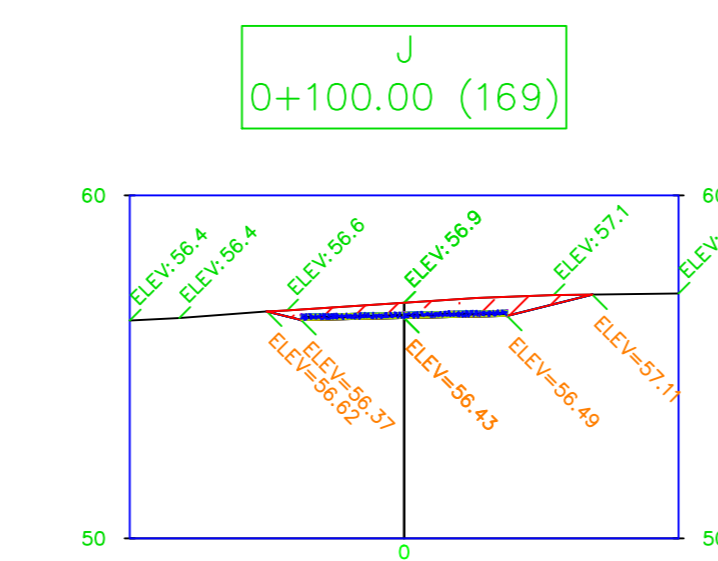
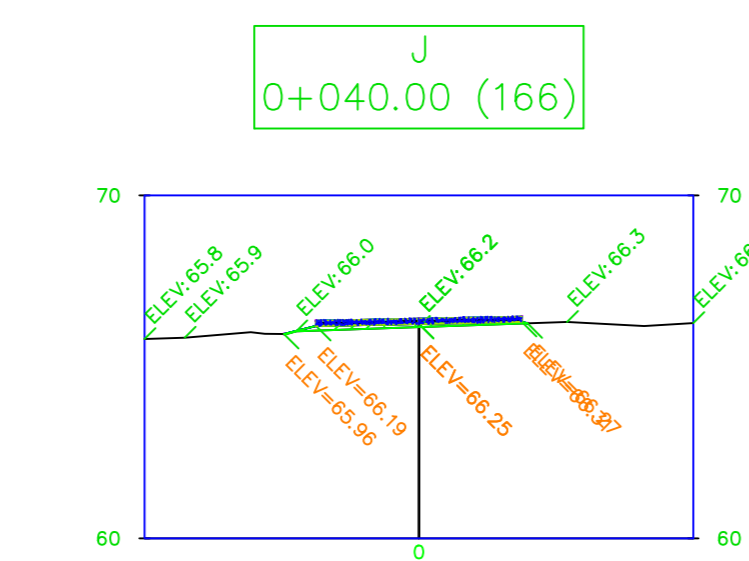
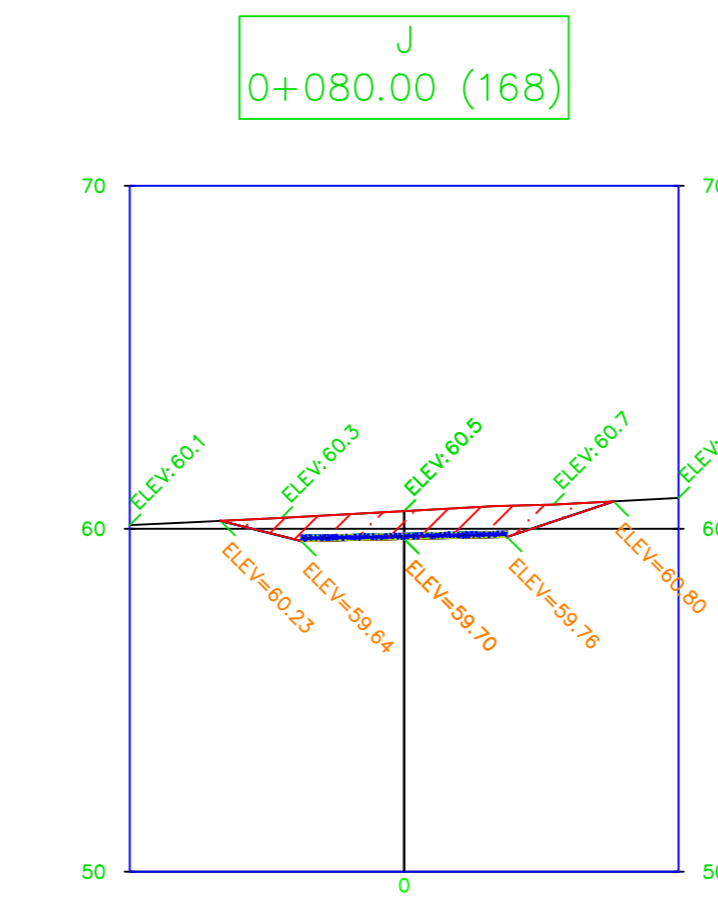
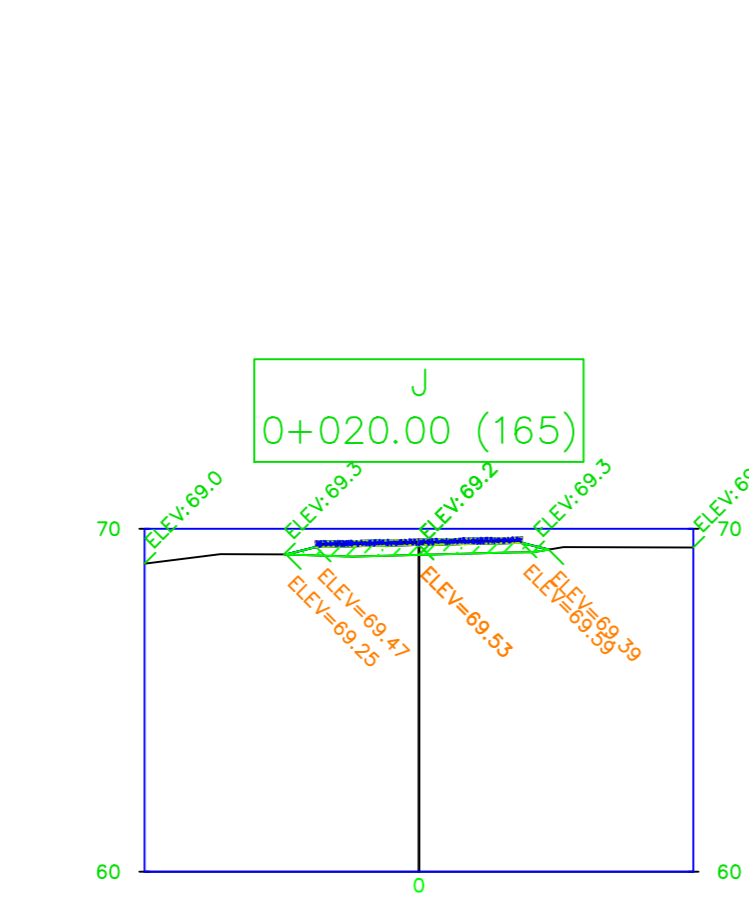
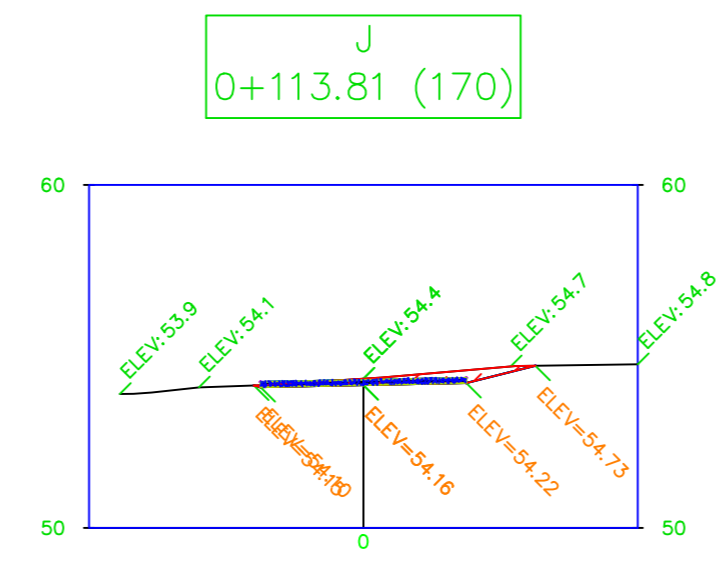
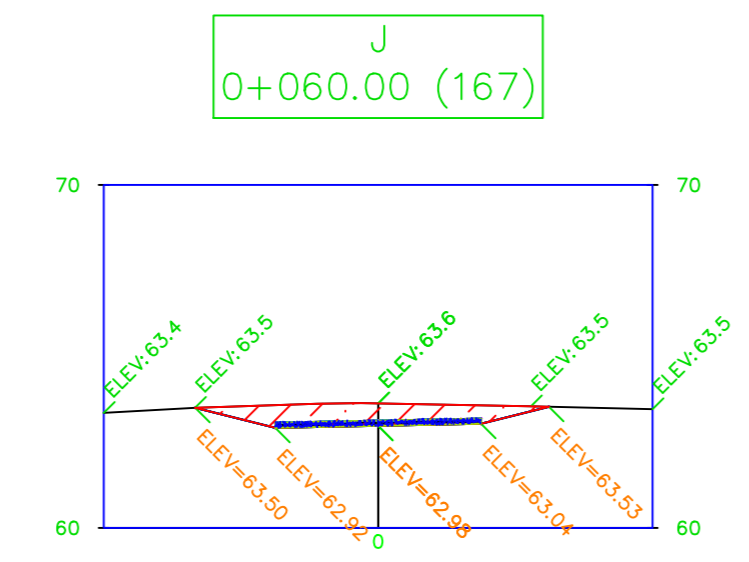


# I PROFILE

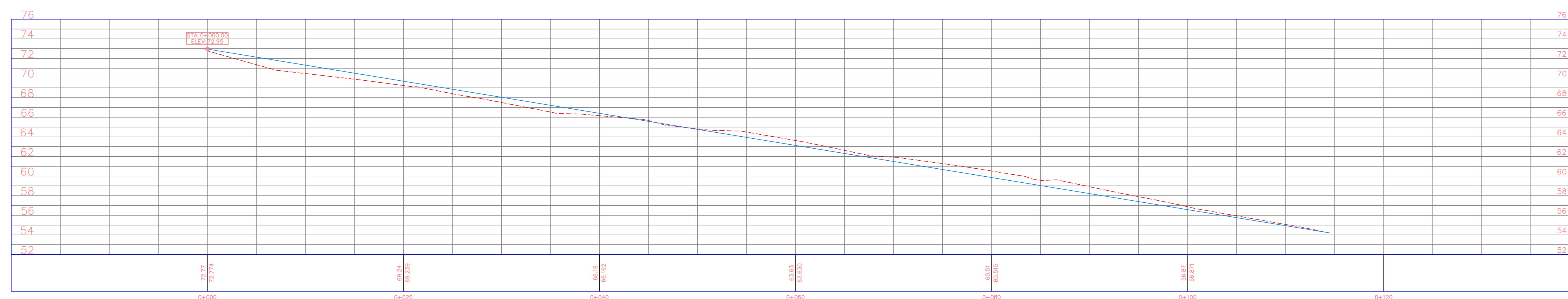


CUT AND FILL						
Station	Fill Area	Cut Area	Fill Volume	Cut Volume	Cumulative Fill Vol	Cumulative Cut Vol
0+000.00	0.00	0.00	0.00	0.00	0.00	0.00
0+020.00	1.93	0.00	19.32	0.00	19.32	0.00
0+040.00	0.60	0.00	25.29	0.00	44.60	0.00
0+060.00	0.00	5.10	5.97	50.96	50.57	50.96
0+080.00	0.00	7.08	0.00	121.80	50.57	172.77
0+100.00	0.00	3.52	0.00	106.03	50.57	278.80
0+113.81	0.00	1.59	0.00	35.32	50.57	314.12

Gravel			
Station	Area	Volume	Cumulative Volume
0+000.00	0.00	0.00	0.00
0+020.00	0.90	9.00	9.00
0+040.00	0.90	18.00	27.00
0+060.00	0.90	18.00	45.00
0+080.00	0.90	18.00	63.00
0+100.00	0.90	18.00	81.00
0+113.81	0.90	12.43	93.43



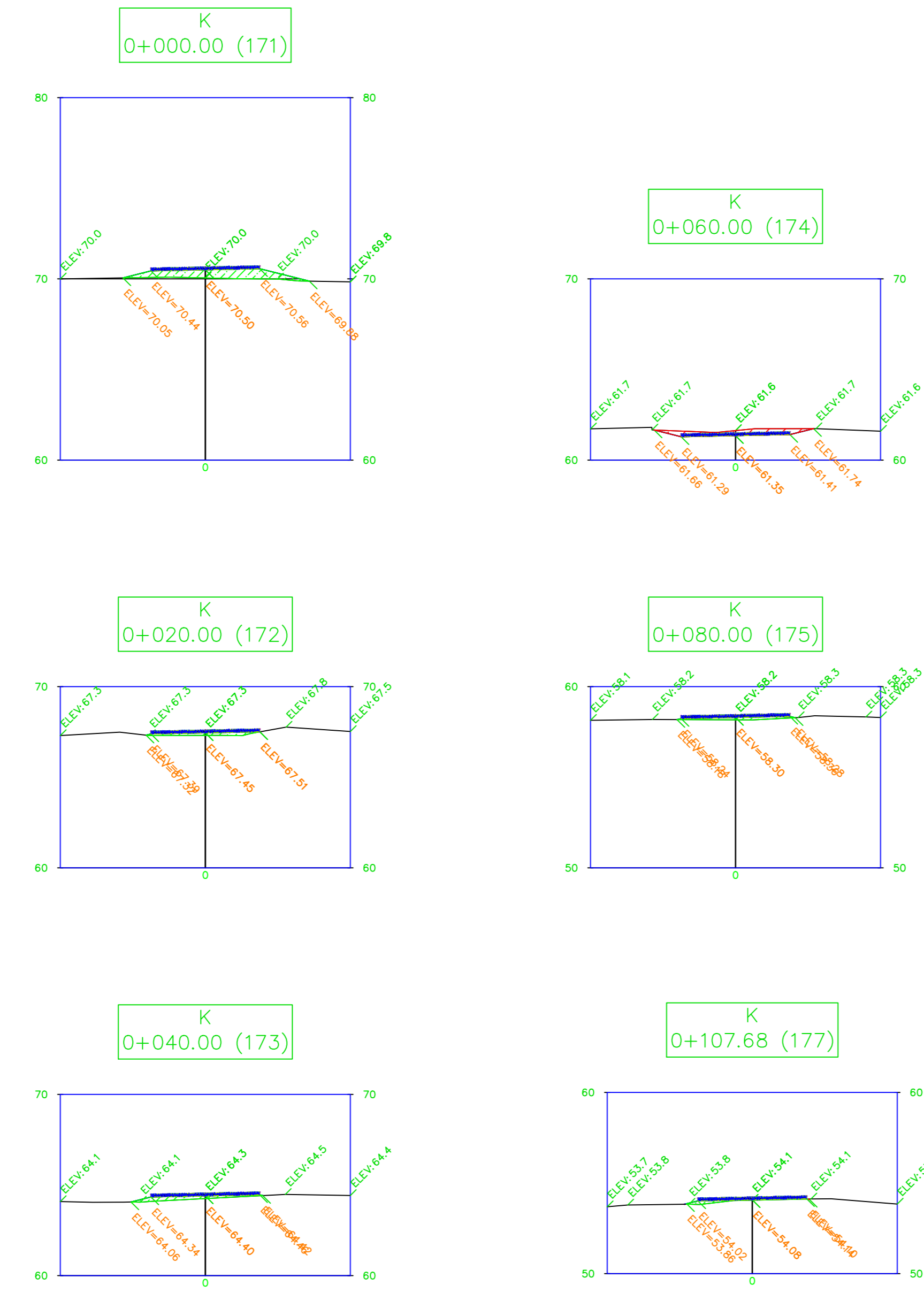
# J PROFILE



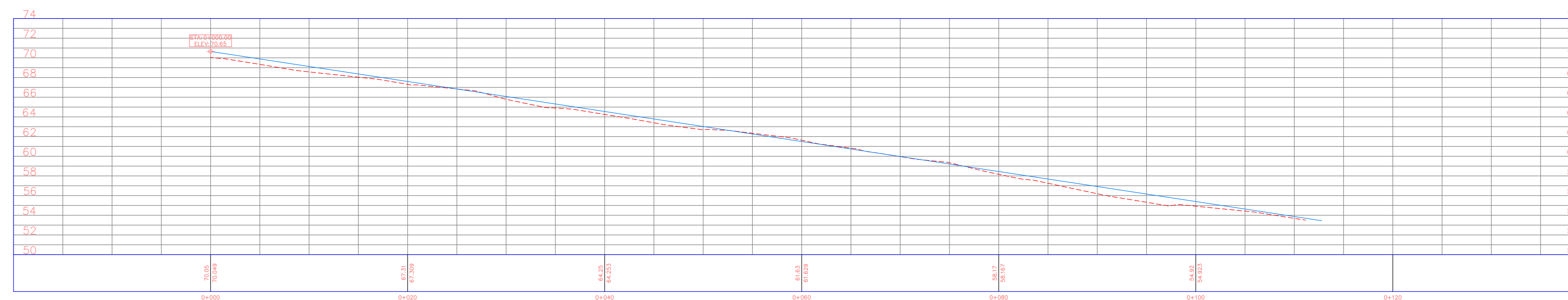


CUT AND FILL K						
Station	Fill Area	Cut Area	Fill Volume	Cut Volume	Cumulative Fill Vol	Cumulative Cut Vol
0+000.00	3.73	0.00	0.00	0.00	0.00	0.00
0+020.00	0.77	0.00	45.09	0.00	45.09	0.00
0+040.00	1.02	0.00	17.99	0.00	63.08	0.00
0+060.00	0.00	2.21	10.25	22.09	73.33	22.09
0+080.00	0.68	0.00	6.81	22.09	80.14	44.18
0+107.68	0.38	0.00	14.64	0.01	94.78	44.19

Gravel K			
Station	Area	Volume	Cumulative Volume
0+000.00	0.90	0.00	0.00
0+020.00	0.90	18.00	18.00
0+040.00	0.90	18.00	36.00
0+060.00	0.90	18.00	54.00
0+080.00	0.90	18.00	72.00
0+107.68	0.90	24.91	96.91



## K PROFILE

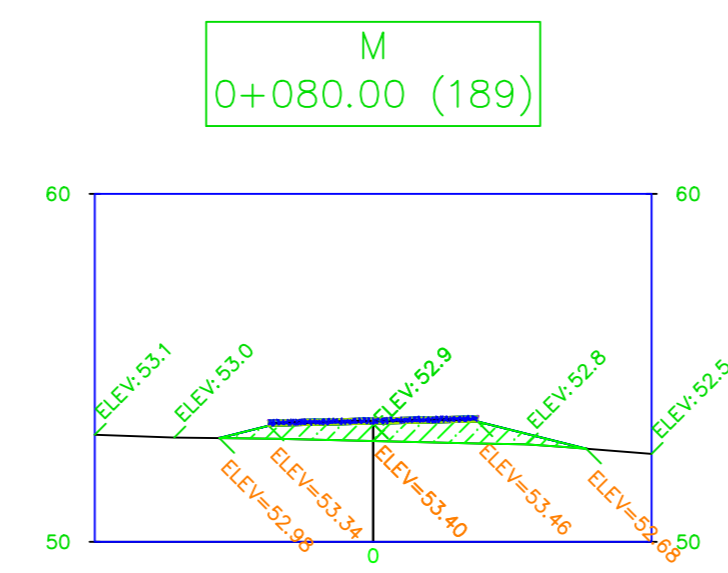
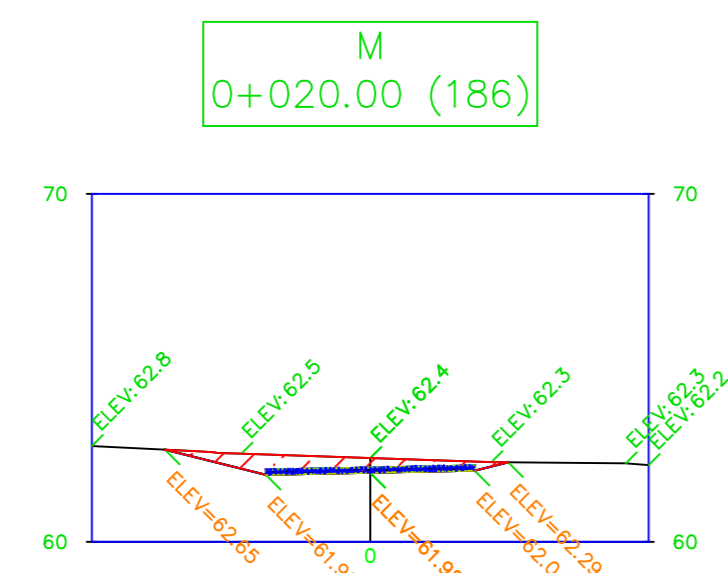
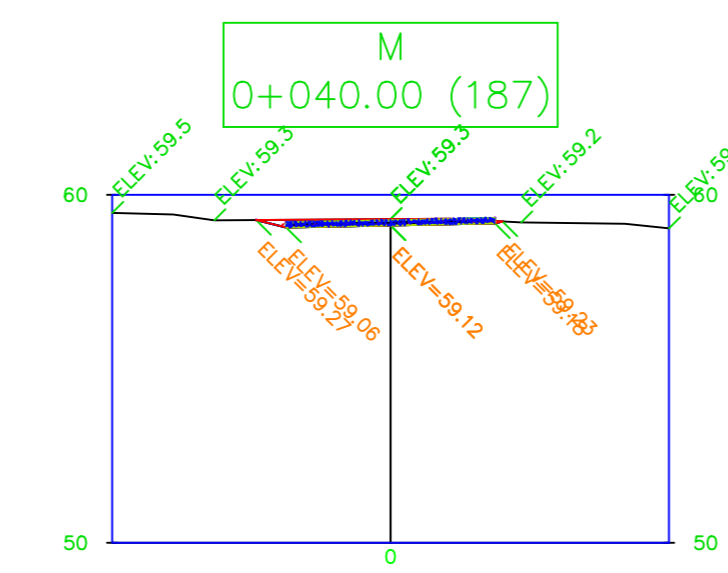
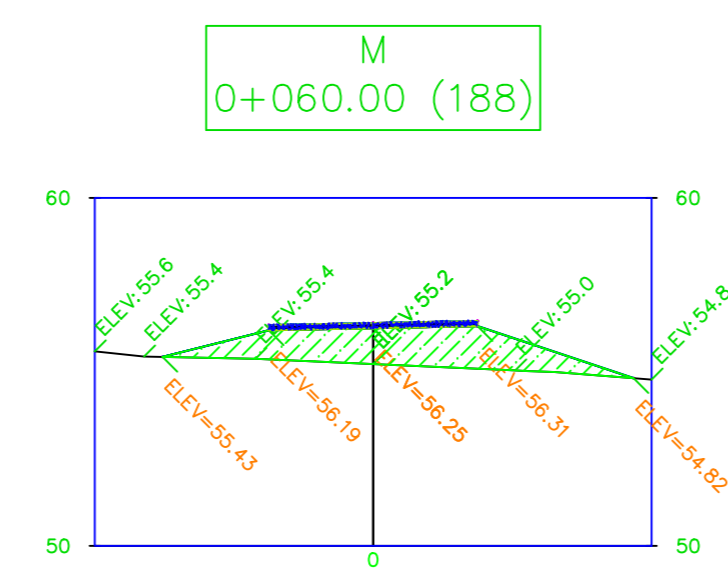
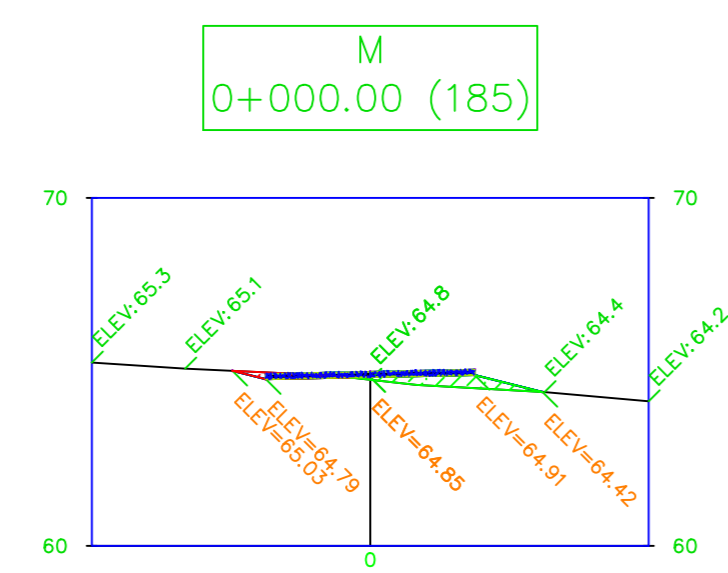




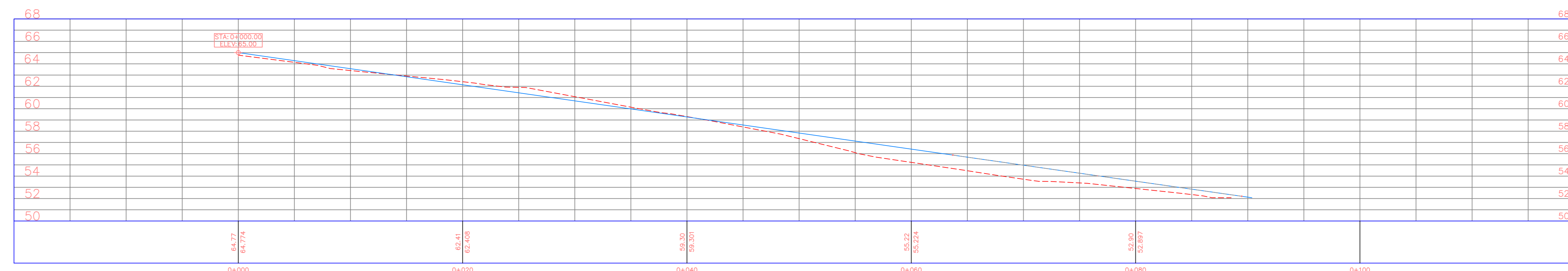


CUT AND FILL M						
Station	Fill Area	Cut Area	Fill Volume	Cut Volume	Cumulative Fill Vol	Cumulative Cut Vol
0+000.00	1.13	0.36	0.00	0.00	0.00	0.00
0+020.00	0.00	3.49	11.34	38.55	11.34	38.55
0+040.00	0.00	1.15	0.00	46.40	11.34	84.96
0+060.00	10.10	0.00	100.97	11.46	112.31	96.42
0+080.00	4.17	0.00	142.72	0.00	255.03	96.42

Gravel M			
Station	Area	Volume	Cumulative Volume
0+000.00	0.90	0.00	0.00
0+020.00	0.90	18.00	18.00
0+040.00	0.90	18.00	36.00
0+060.00	0.90	18.00	54.00
0+080.00	0.90	18.00	72.00

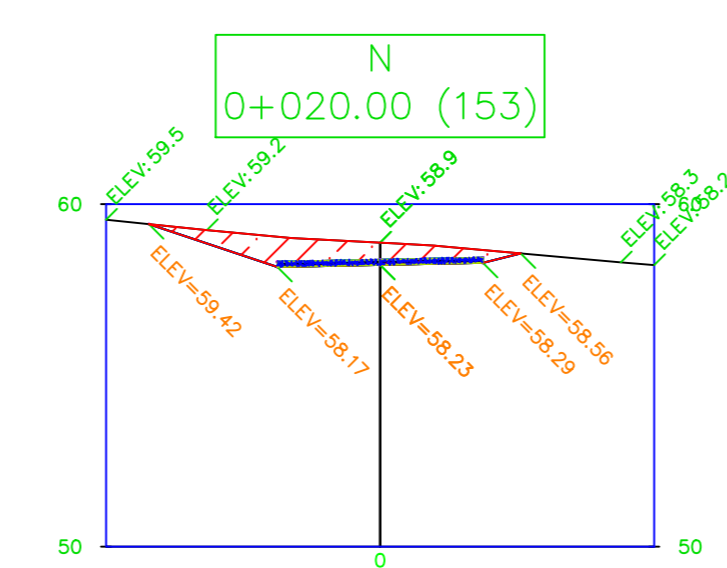
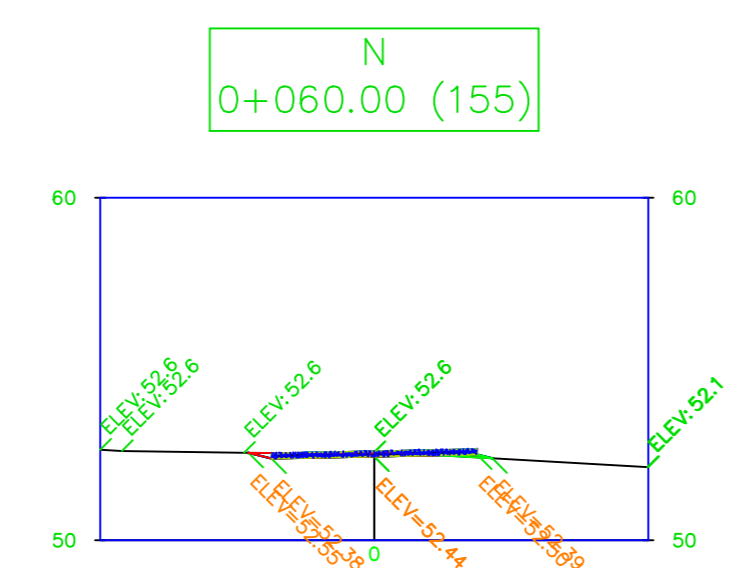
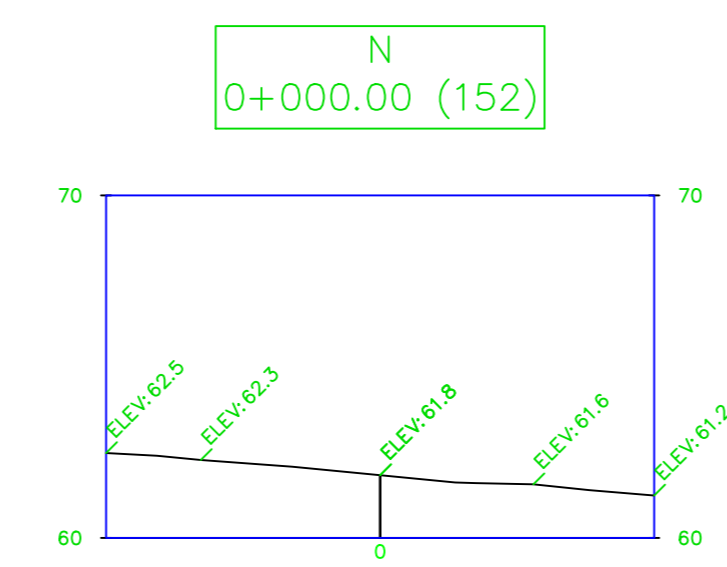
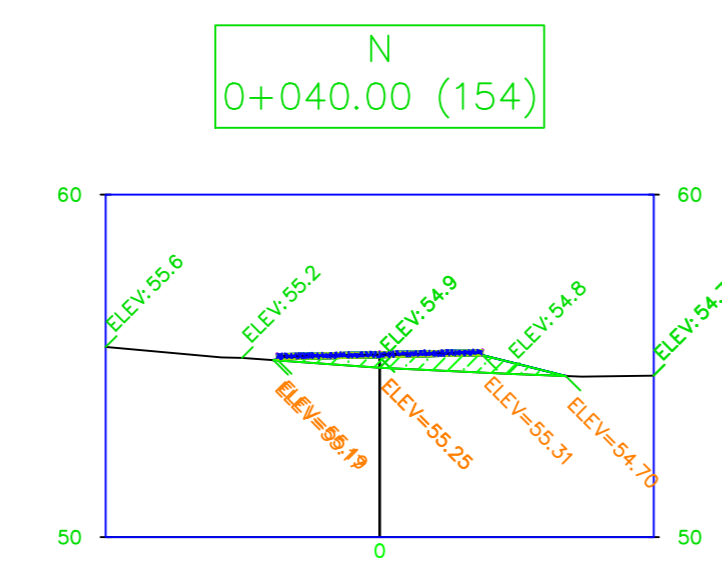


## M PROFILE

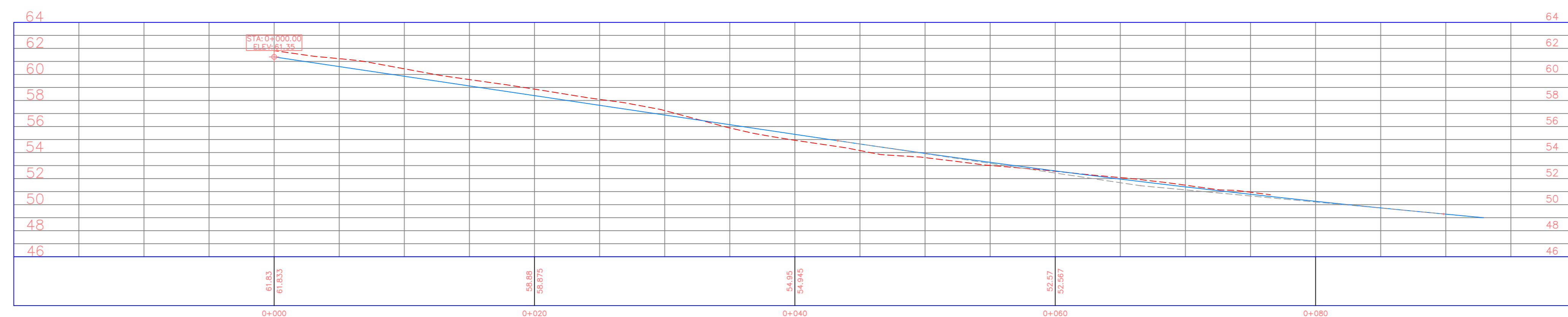


CUT AND FILL N						
Station	Fill Area	Cut Area	Fill Volume	Cut Volume	Cumulative Fill Vol	Cumulative Cut Vol
0+000.00	0.00	0.00	0.00	0.00	0.00	0.00
0+020.00	0.00	5.70	0.00	56.99	0.00	56.99
0+040.00	2.35	0.00	23.54	56.99	23.54	113.97
0+060.00	0.07	0.59	24.22	5.93	47.75	119.90
0+077.12	0.00	0.00	0.58	5.08	48.34	124.98

Gravel N			
Station	Area	Volume	Cumulative Volume
0+000.00	0.00	0.00	0.00
0+020.00	0.90	9.00	9.00
0+040.00	0.90	18.00	27.00
0+060.00	0.90	18.00	45.00
0+077.12	0.00	7.70	52.70



## N PROFILE

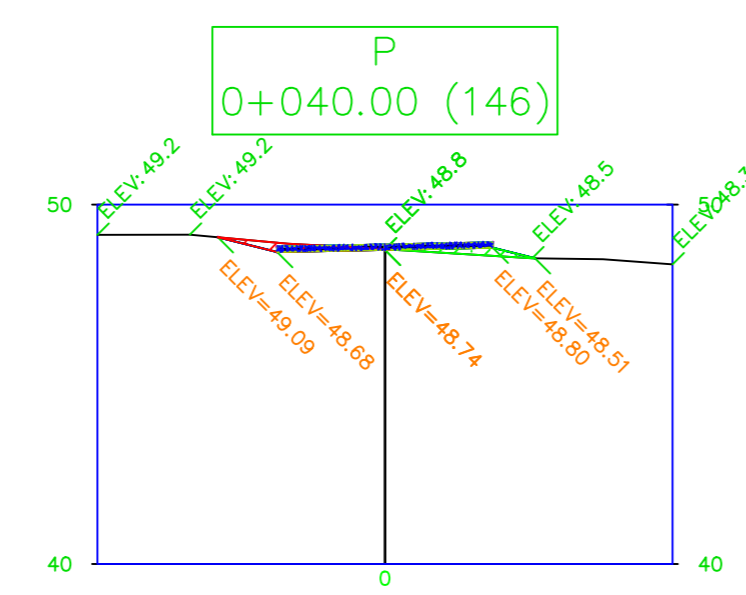
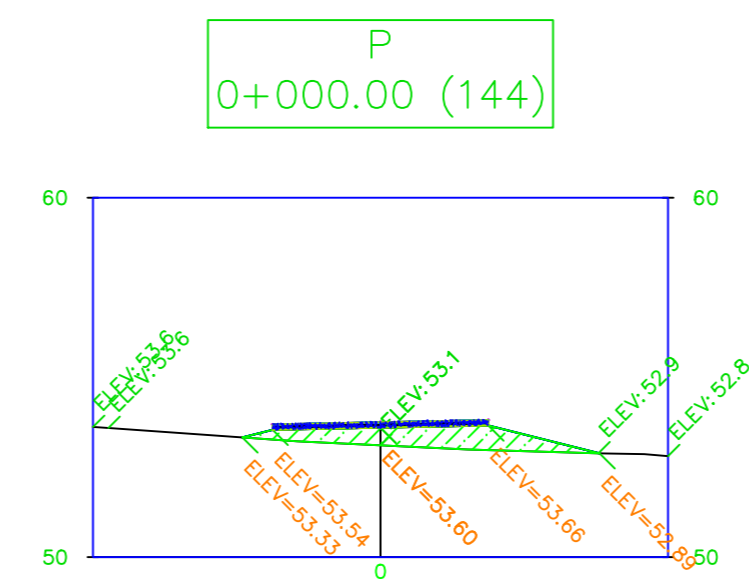
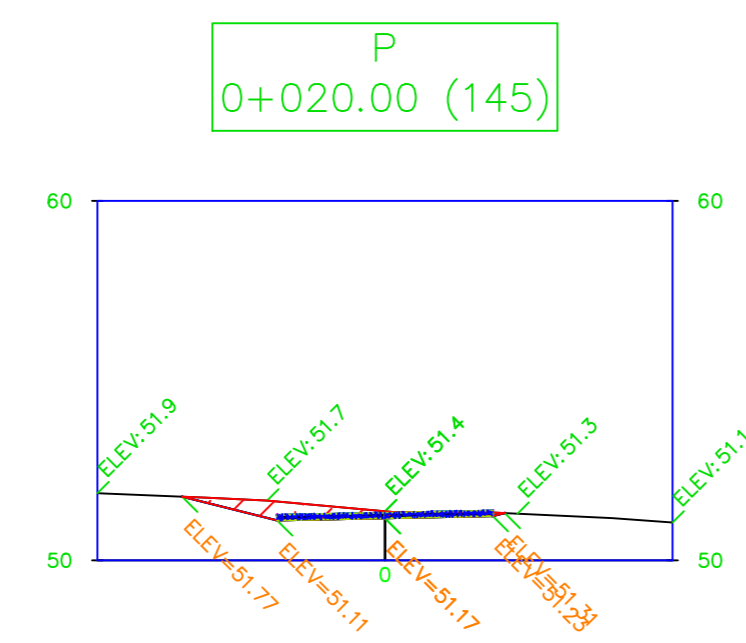




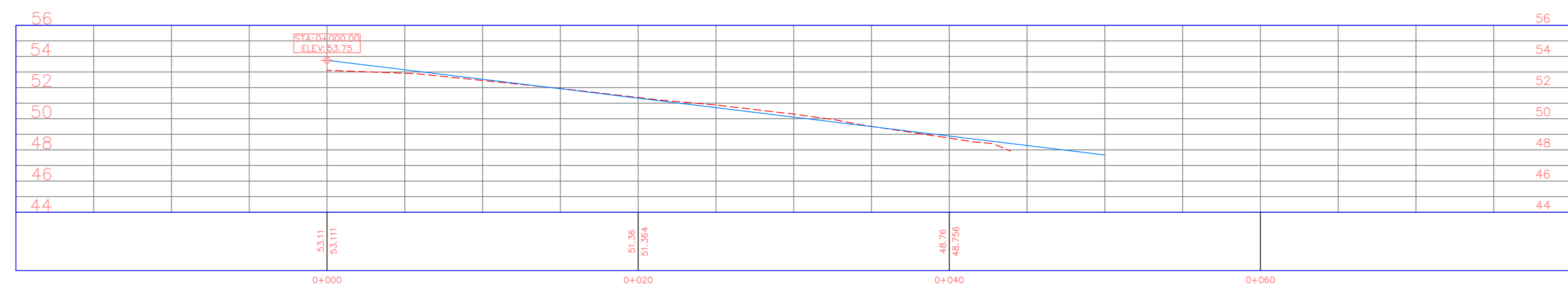


CUT AND FILL P						
Station	Fill Area	Cut Area	Fill Volume	Cut Volume	Cumulative Fill Vol	Cumulative Cut Vol
0+000.00	4.11	0.00	0.00	0.00	0.00	0.00
0+020.00	0.00	2.24	41.06	22.39	41.06	22.39
0+040.00	0.45	0.62	4.46	28.62	45.52	51.02
0+048.29	0.00	0.00	1.85	2.58	47.37	53.60

Gravel P			
Station	Area	Volume	Cumulative Volume
0+000.00	0.90	0.00	0.00
0+020.00	0.90	18.00	18.00
0+040.00	0.90	18.00	36.00
0+048.29	0.00	3.73	39.73

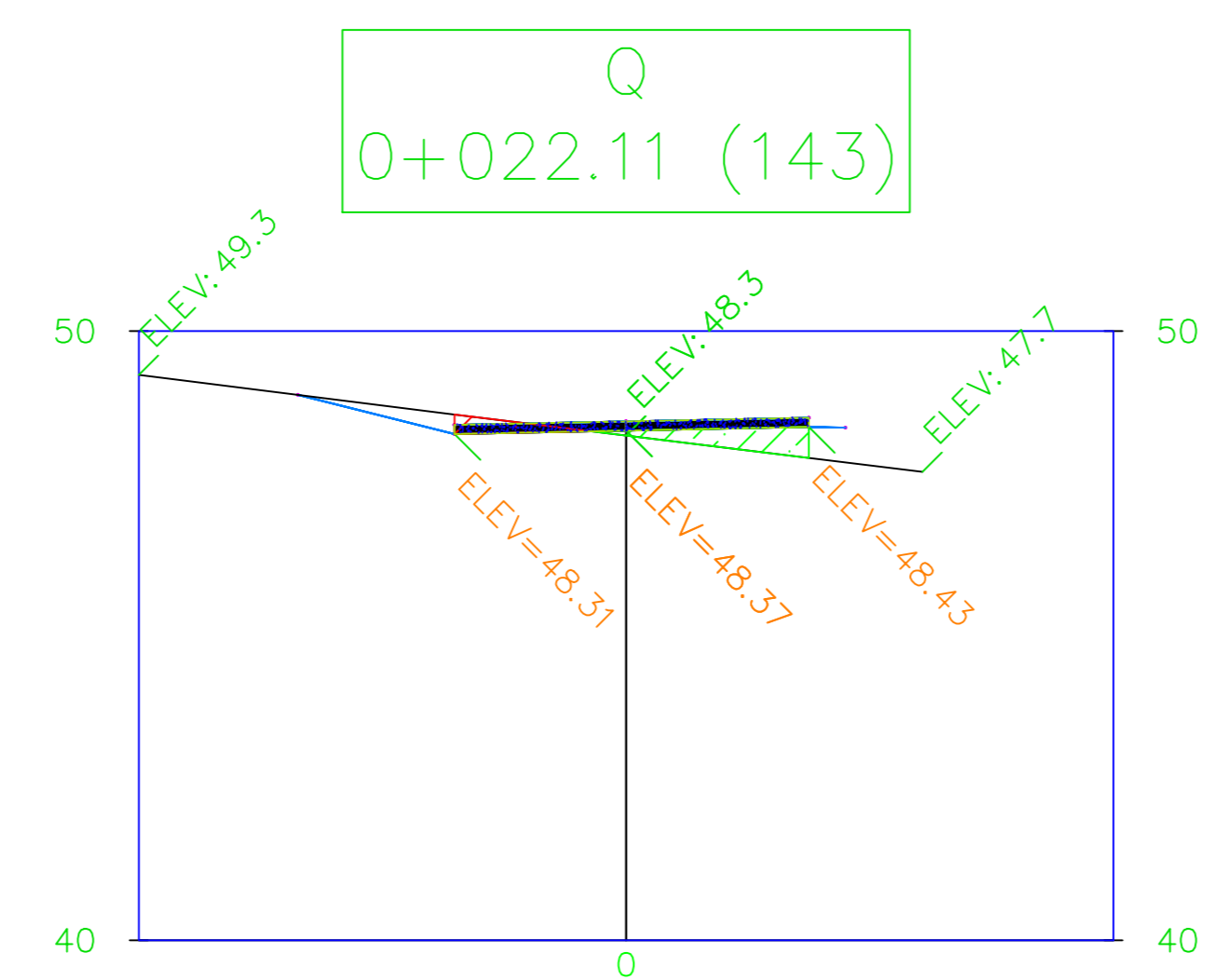

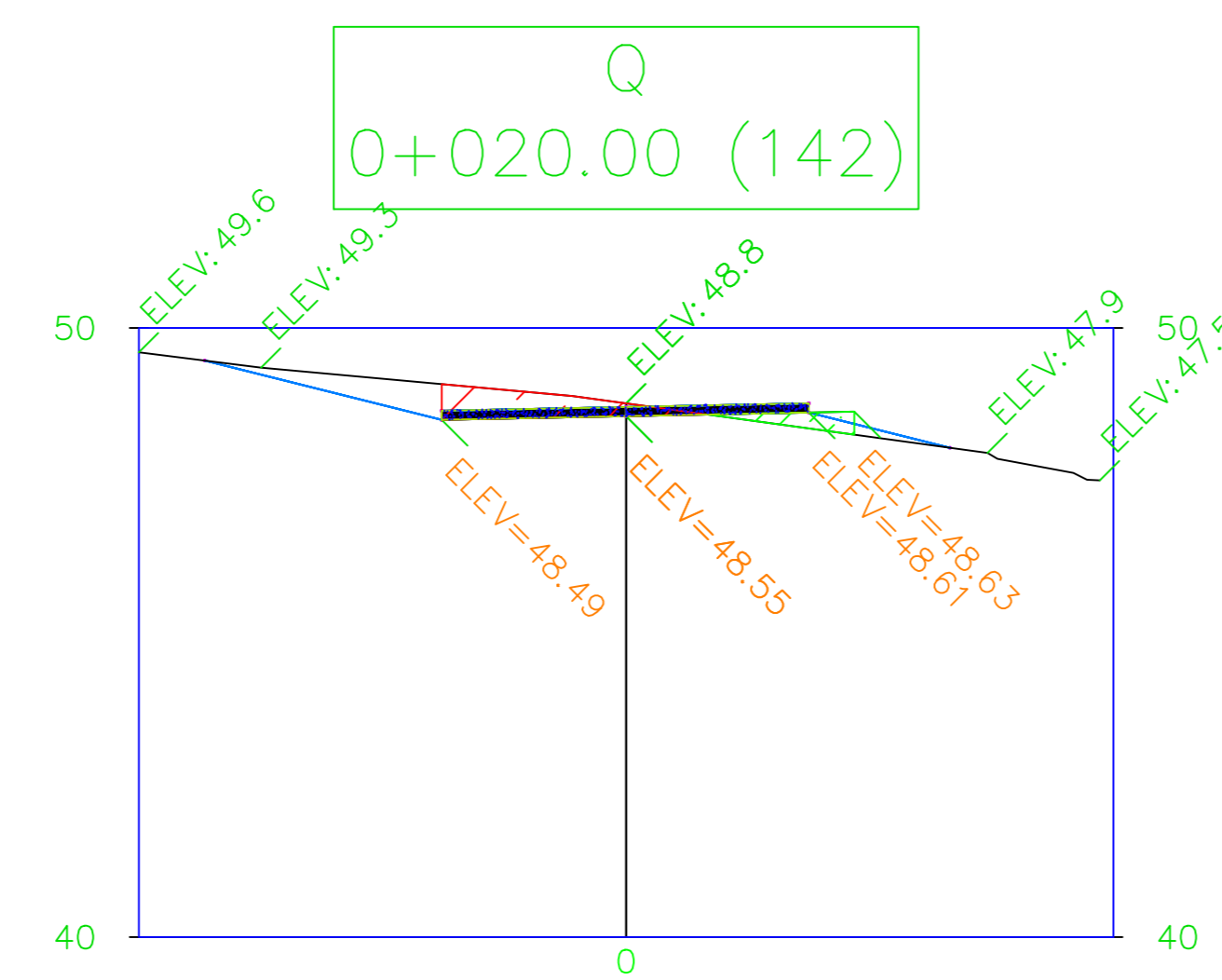


# P PROFILE

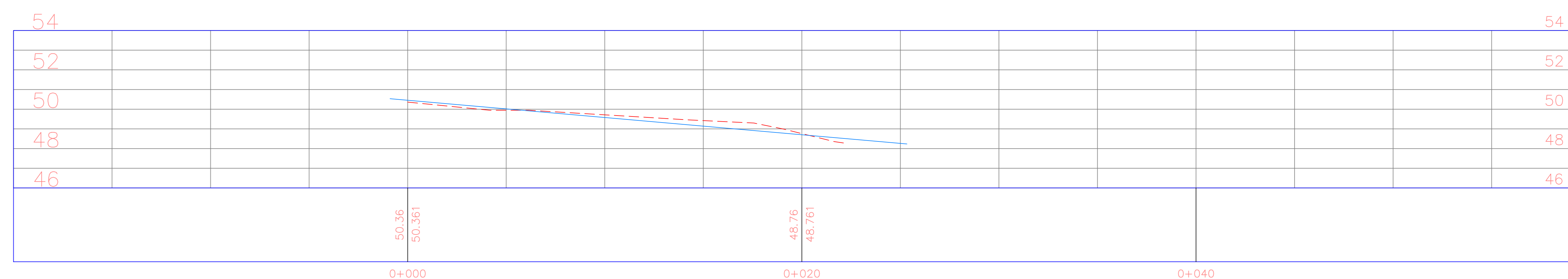


CUT AND FILL Q						
Station	Fill Area	Cut Area	Fill Volume	Cut Volume	Cumulative Fill Vol	Cumulative Cut Vol
0+000.00	0.35	0.34	0.00	0.00	0.00	0.00
0+020.00	0.46	1.39	8.05	17.27	8.05	17.27
0+022.11	0.91	0.36	1.44	1.85	9.49	19.11

Gravel Q			
Station	Area	Volume	Cumulative Volume
0+000.00	0.74	0.00	0.00
0+020.00	0.90	16.47	16.47
0+022.11	0.87	1.88	18.35

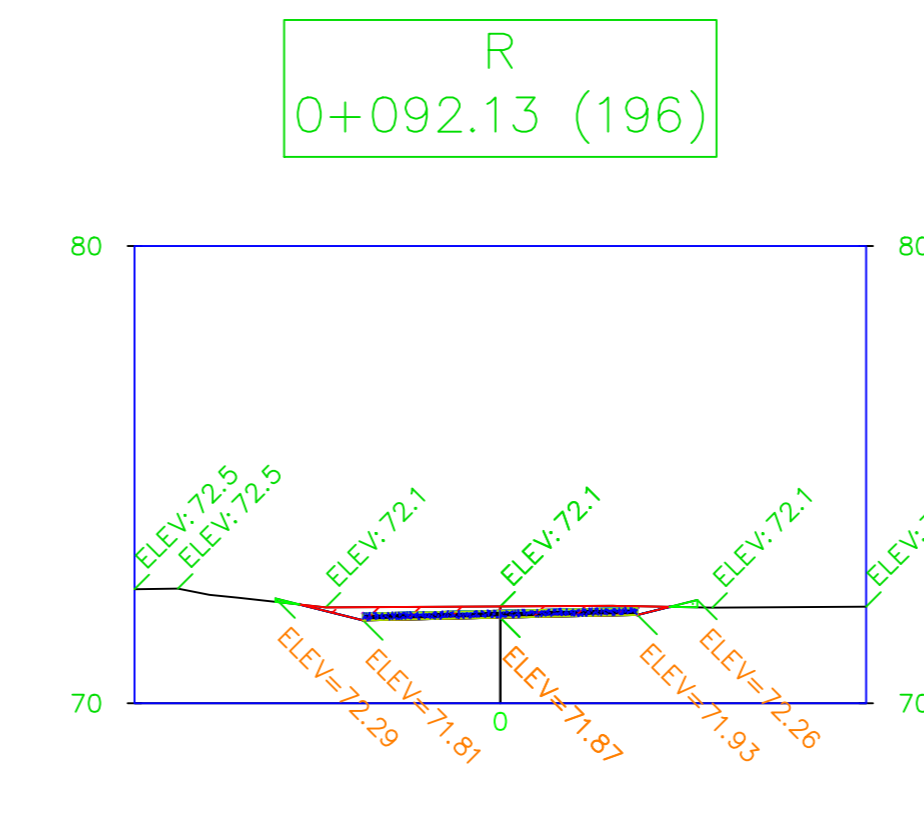
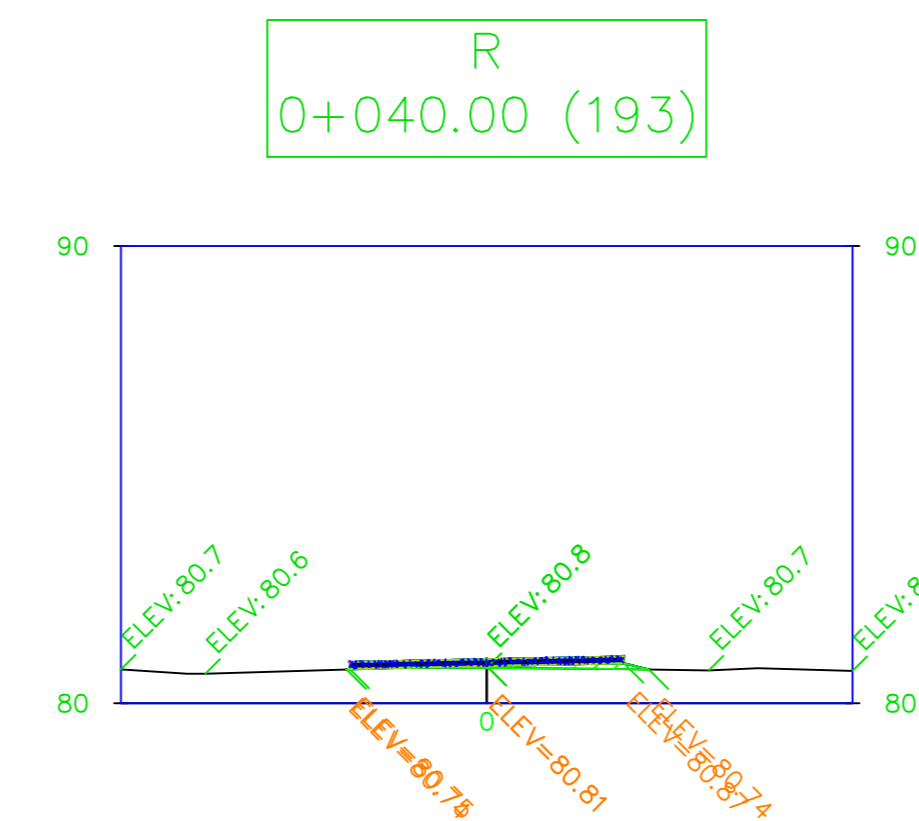
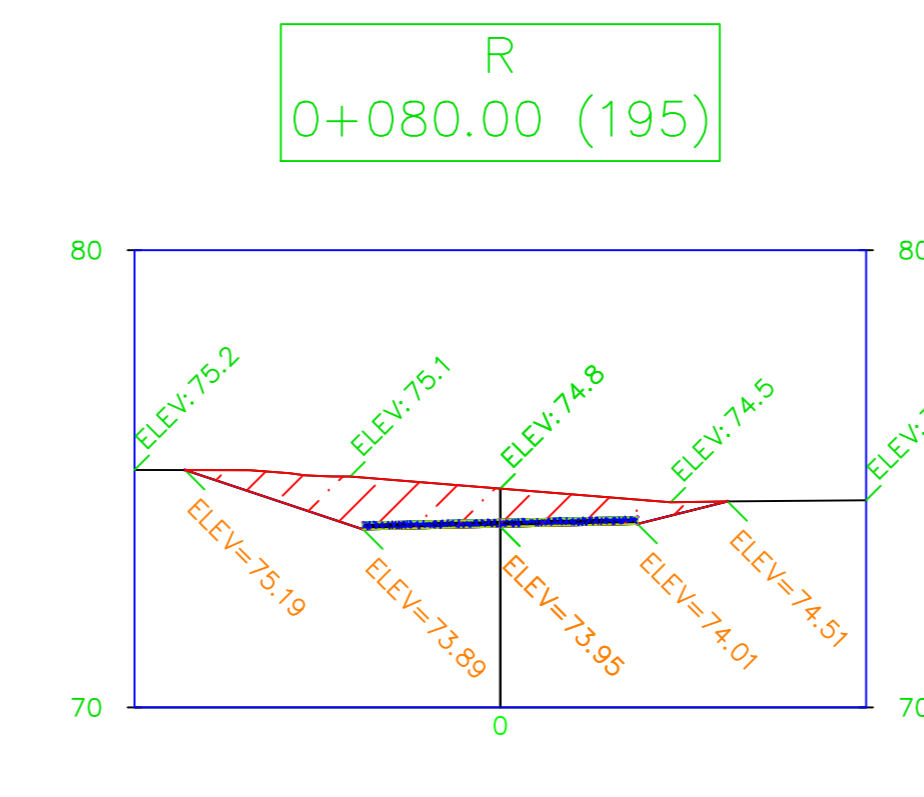
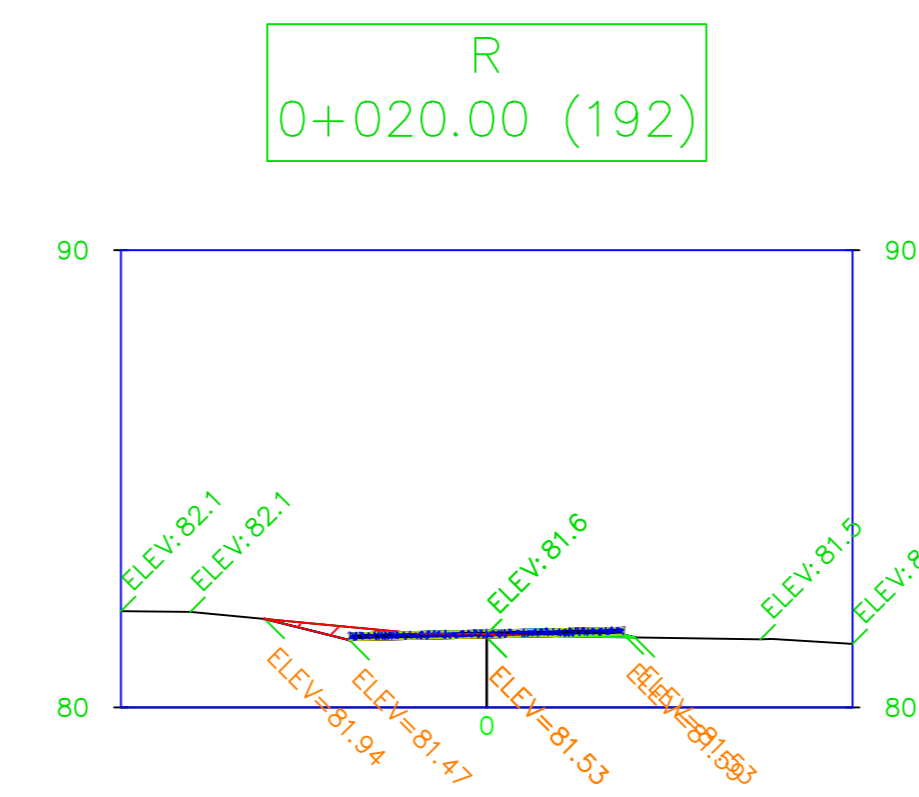
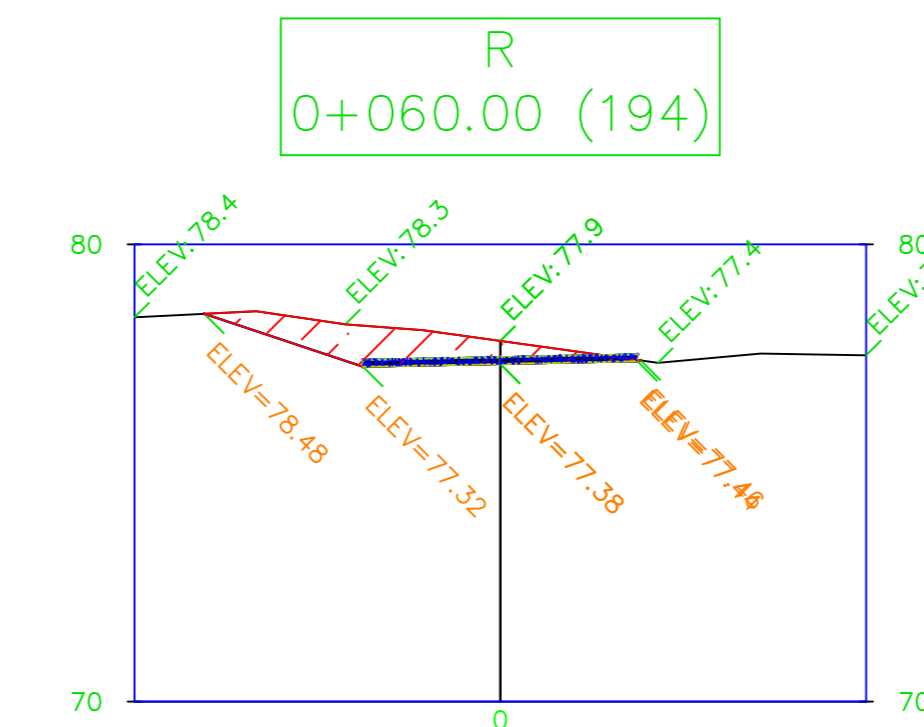
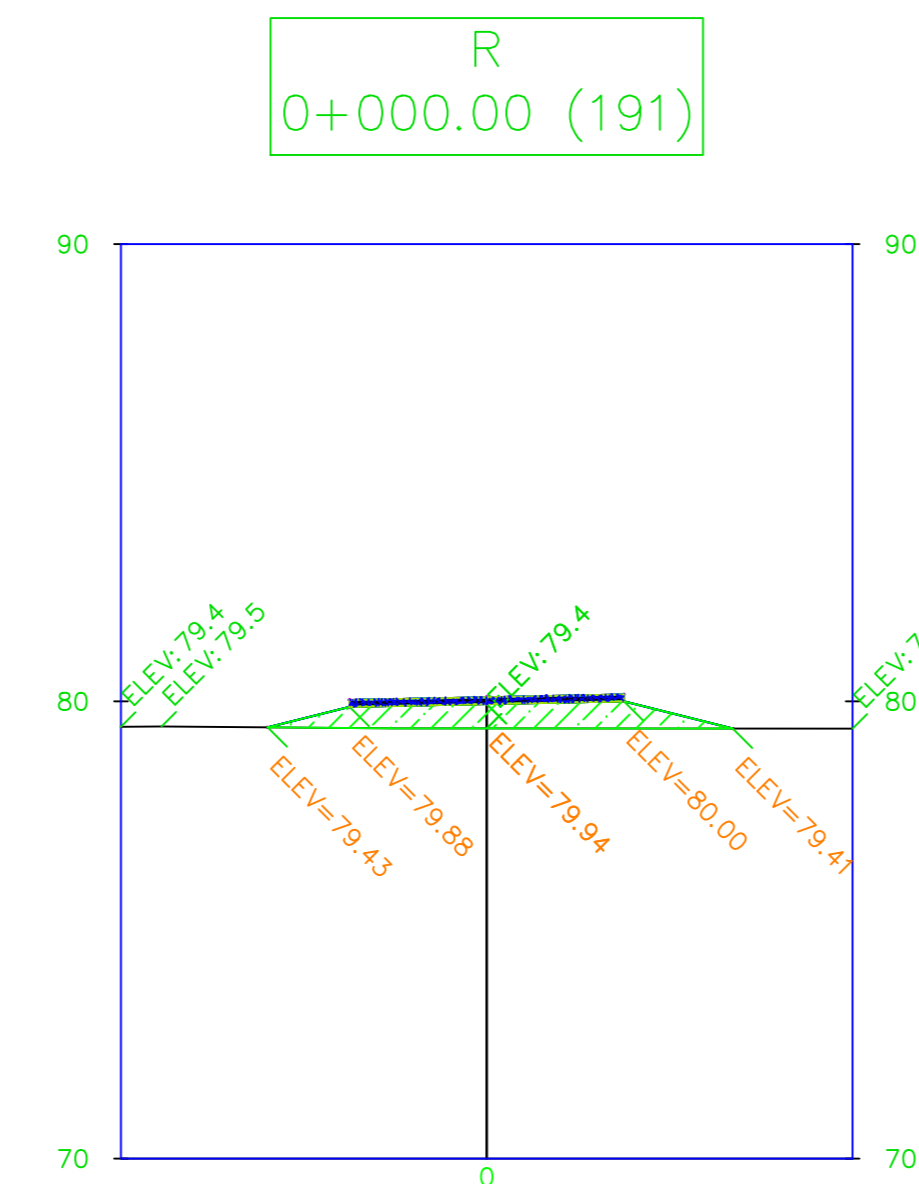


# Q PROFILE

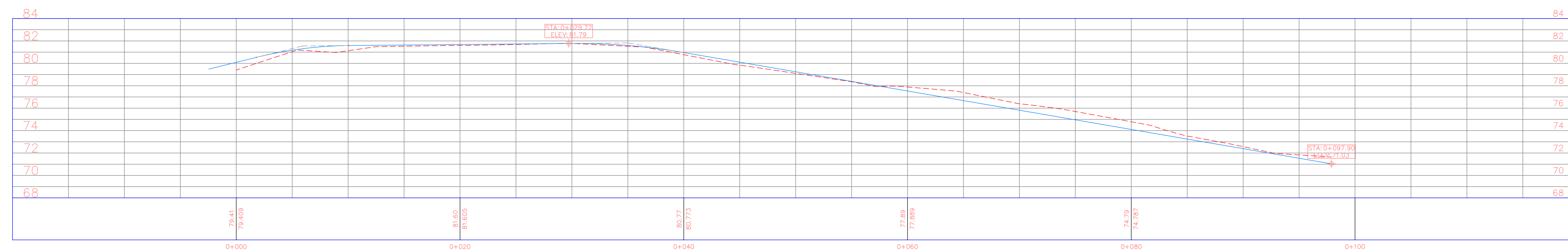


CUT AND FILL R						
Station	Fill Area	Cut Area	Fill Volume	Cut Volume	Cumulative Fill Vol	Cumulative Cut Vol
0+000.00	4.31	0.00	0.00	0.00	0.00	0.00
0+020.00	0.05	0.76	43.60	7.55	43.60	7.55
0+040.00	0.33	0.00	3.81	7.55	47.40	15.11
0+060.00	0.00	4.75	3.29	47.55	50.69	62.65
0+080.00	0.00	7.77	0.00	125.26	50.69	187.91
0+092.13	0.07	1.71	0.41	57.50	51.11	245.41

Gravel R			
Station	Area	Volume	Cumulative Volume
0+000.00	0.90	0.00	0.00
0+020.00	0.90	18.00	18.00
0+040.00	0.90	18.00	36.00
0+060.00	0.90	18.00	54.00
0+080.00	0.90	18.00	72.00
0+092.13	0.90	10.92	82.92



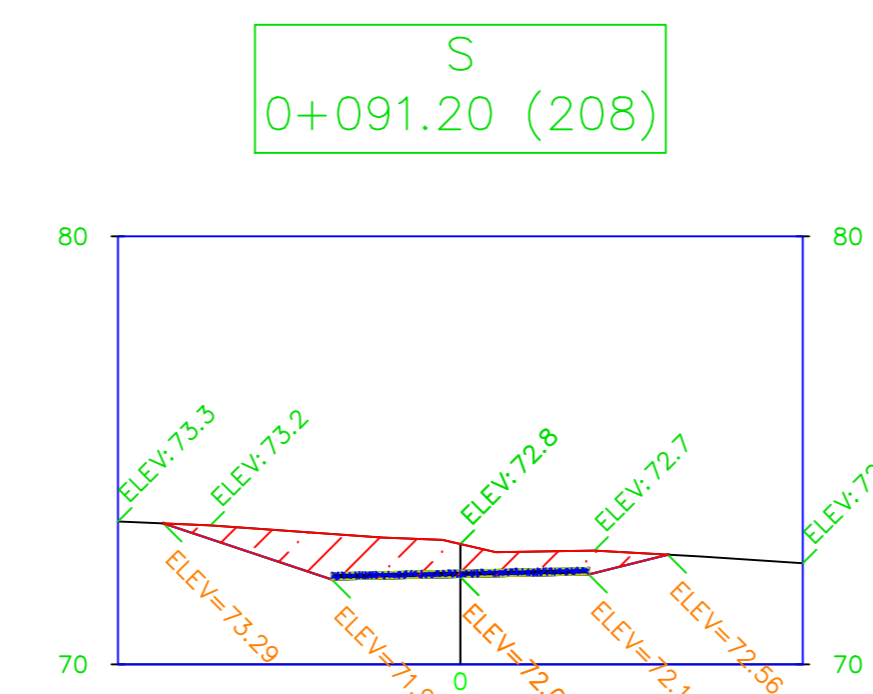
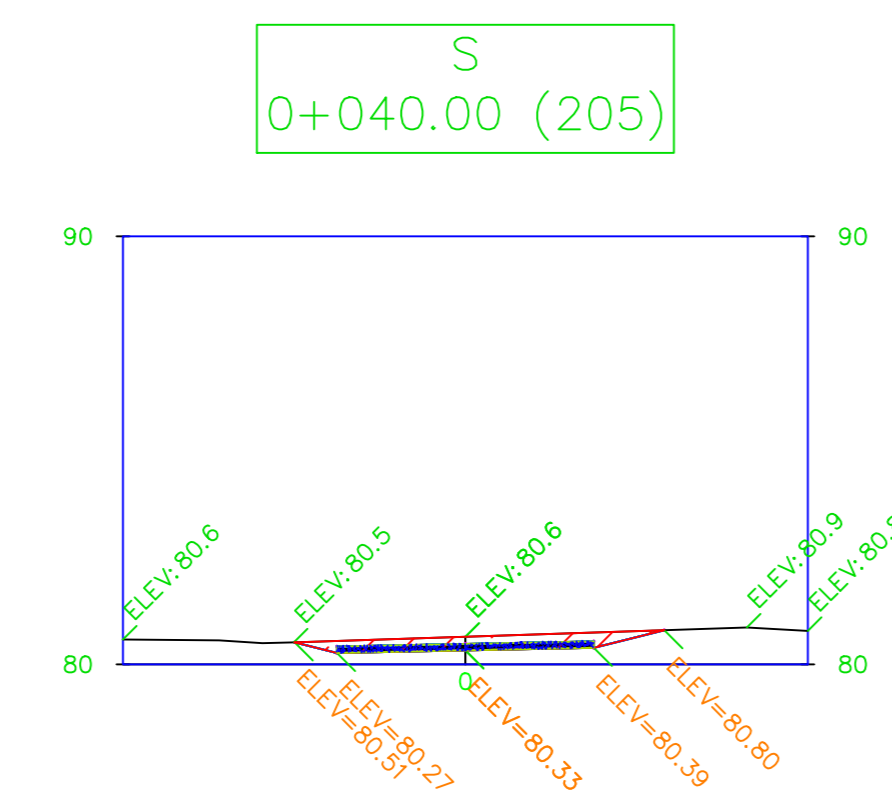
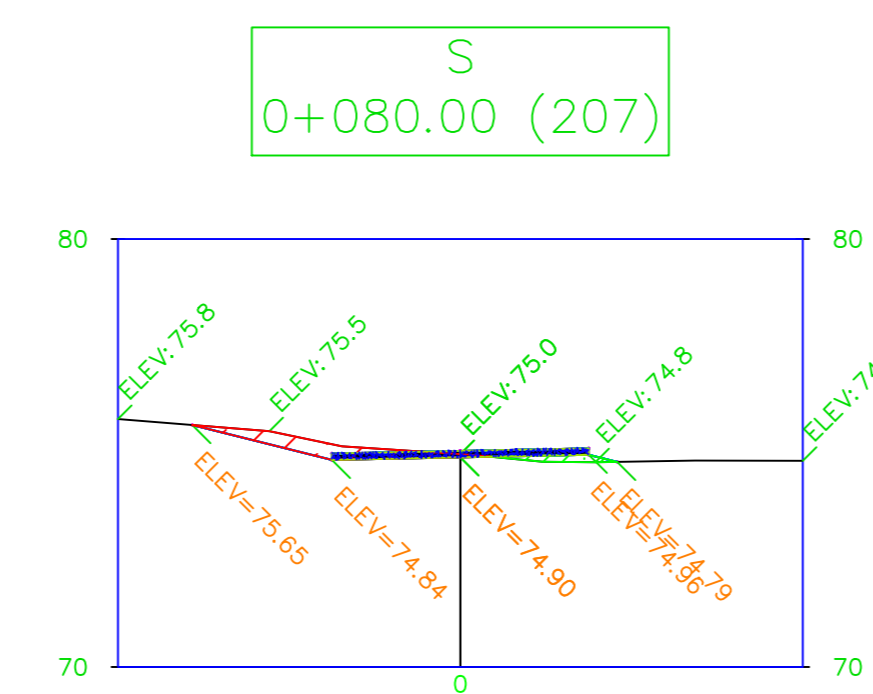
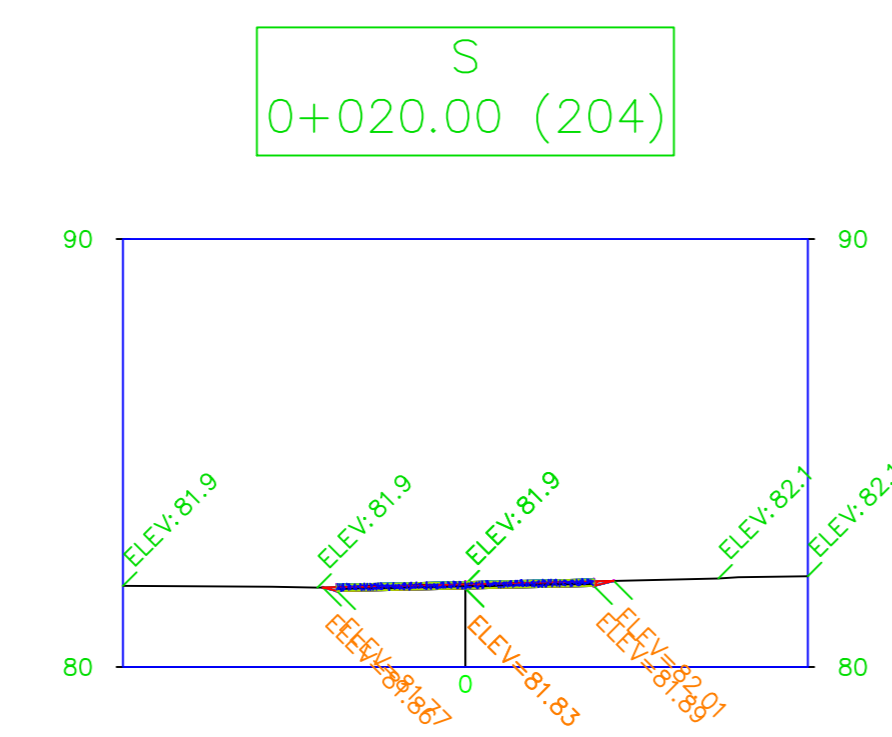
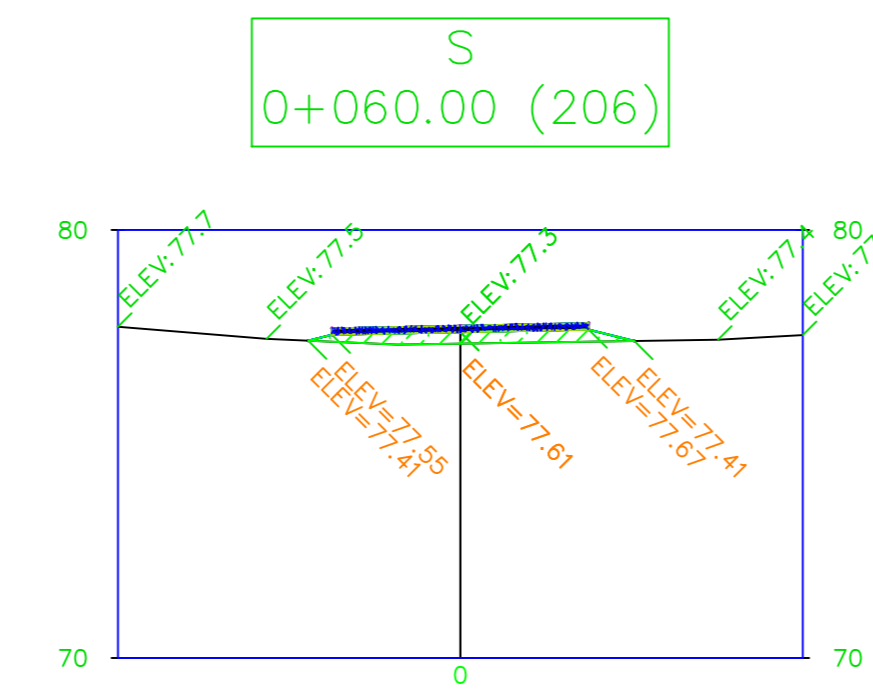
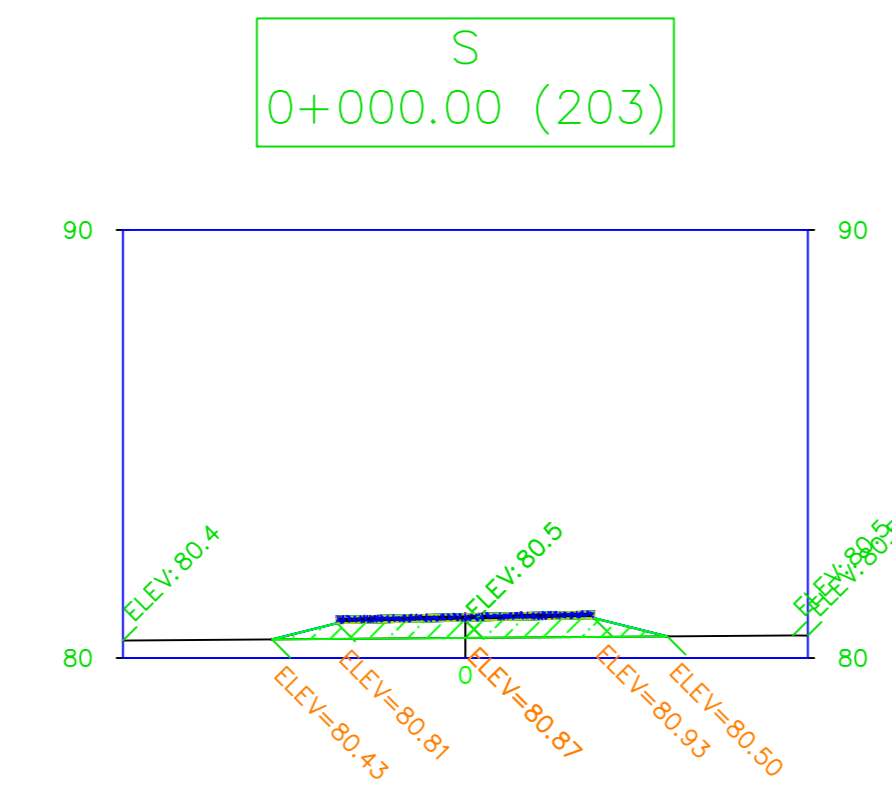
# R PROFILE



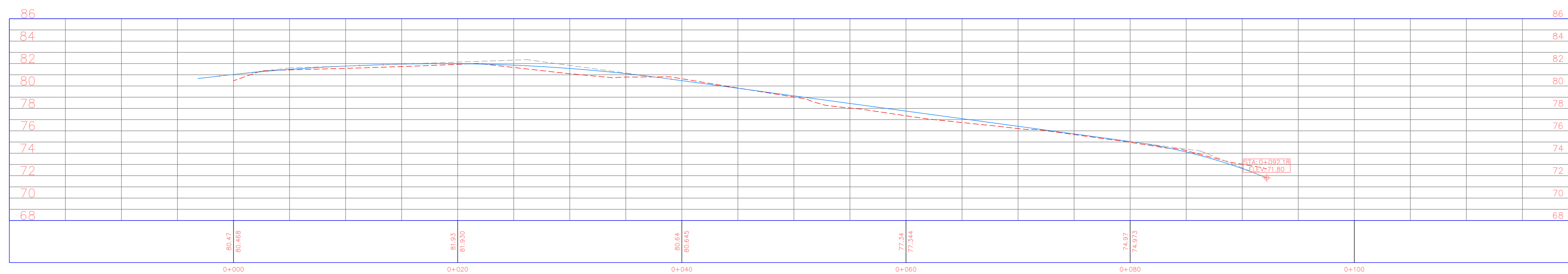


CUT AND FILL S						
Station	Fill Area	Cut Area	Fill Volume	Cut Volume	Cumulative Fill Vol	Cumulative Cut Vol
0+000.00	3.09	0.00	0.00	0.00	0.00	0.00
0+020.00	0.00	0.62	30.92	6.16	30.92	6.16
0+040.00	0.00	2.35	0.00	29.62	30.92	35.78
0+060.00	1.73	0.00	17.34	23.47	48.25	59.25
0+080.00	0.31	1.41	20.47	14.13	68.73	73.38
0+091.20	0.00	7.25	1.76	48.53	70.48	121.91

Gravel S			
Station	Area	Volume	Cumulative Volume
0+000.00	0.90	0.00	0.00
0+020.00	0.90	18.00	18.00
0+040.00	0.90	18.00	36.00
0+060.00	0.90	18.00	54.00
0+080.00	0.90	18.00	72.00
0+091.20	0.90	10.08	82.08

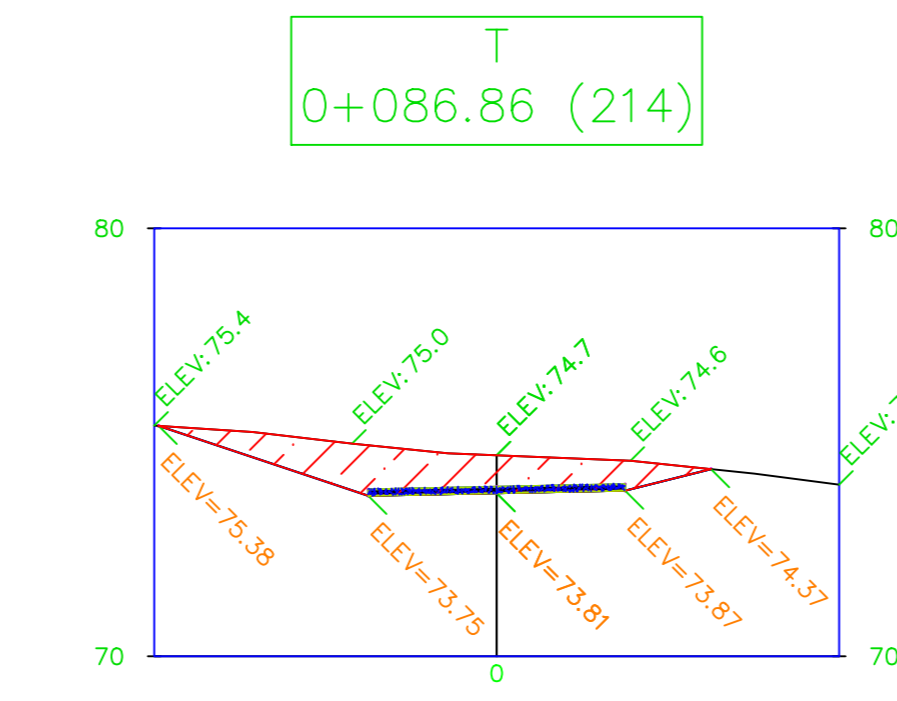
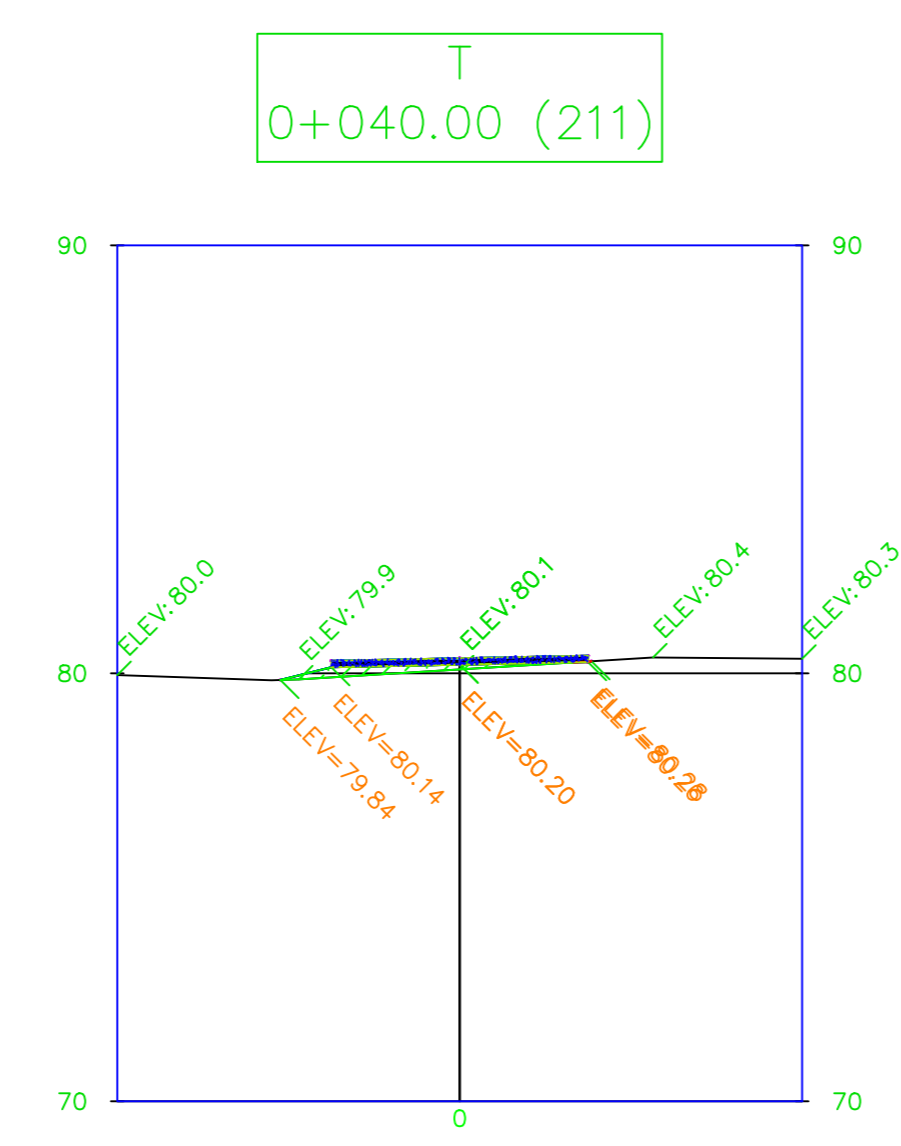
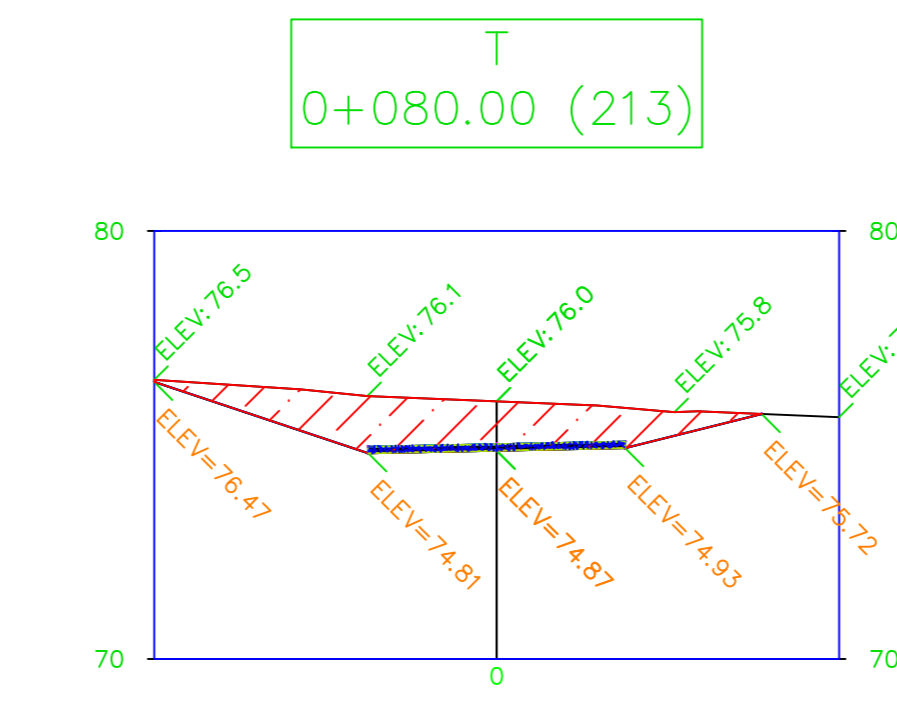
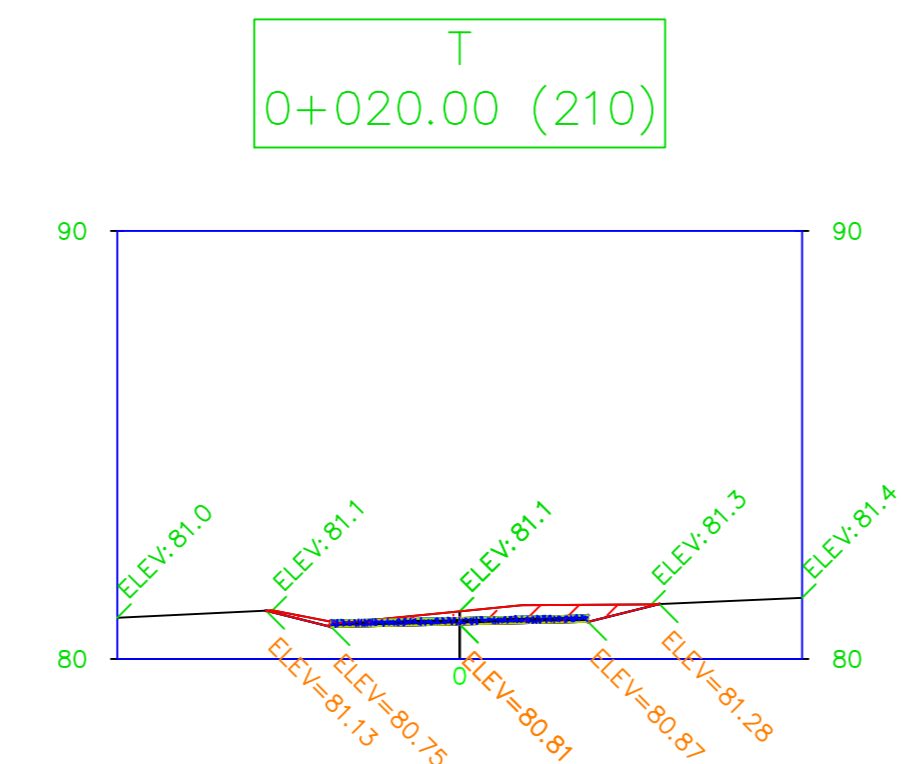
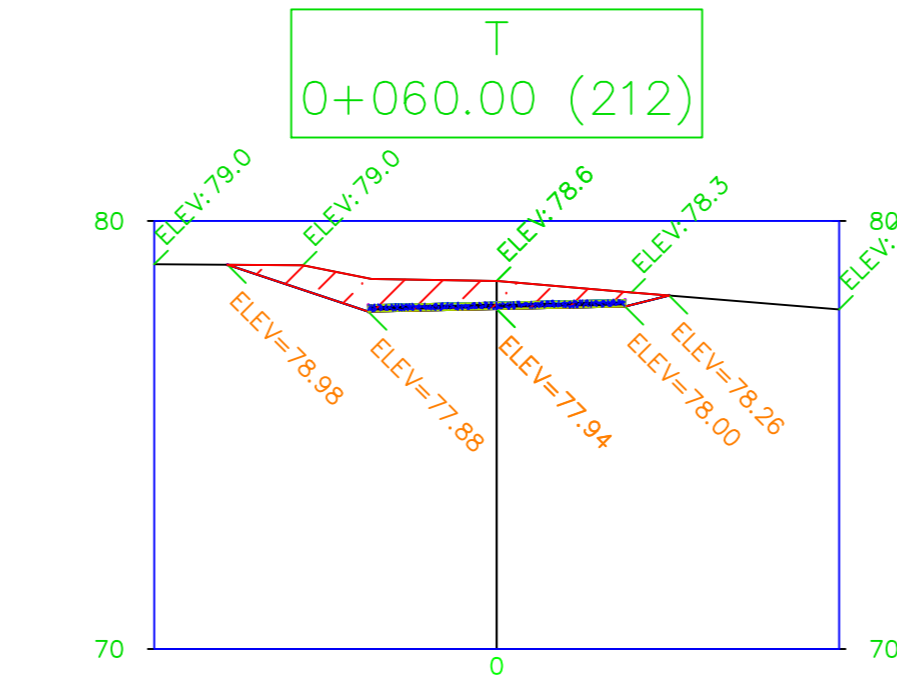
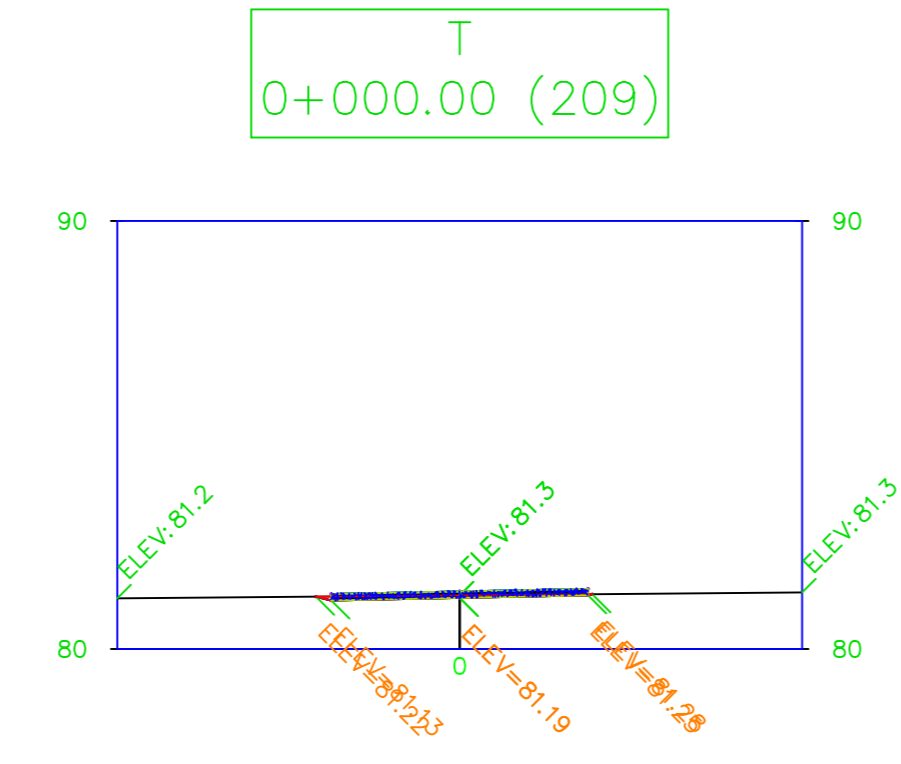


# S PROFILE

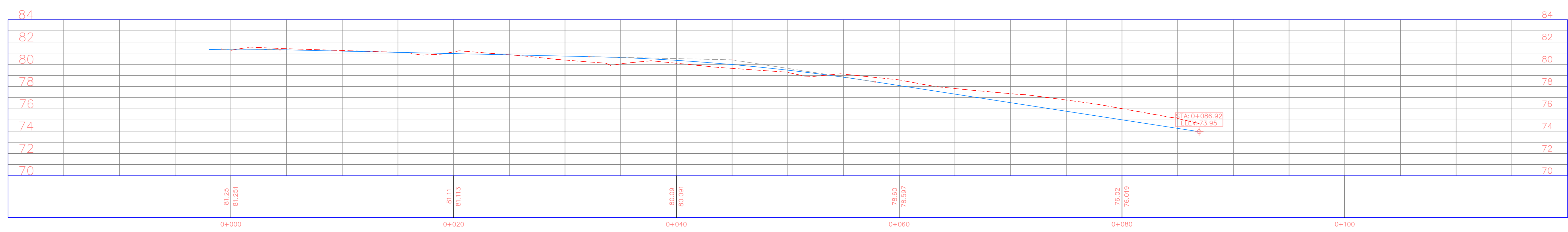


CUT AND FILL						
Station	Fill Area	Cut Area	Fill Volume	Cut Volume	Cumulative Fill Vol	Cumulative Cut Vol
0+000.00	0.00	0.37	0.00	0.00	0.00	0.00
0+020.00	0.00	2.18	0.00	25.44	0.00	25.44
0+040.00	0.81	0.00	8.14	21.80	8.14	47.25
0+060.00	0.00	5.34	8.14	53.44	16.28	100.69
0+080.00	0.00	11.91	0.00	172.51	16.28	273.19
0+086.86	0.00	9.16	0.00	72.30	16.28	345.50

Gravel			
Station	Area	Volume	Cumulative Volume
0+000.00	0.90	0.00	0.00
0+020.00	0.90	18.00	18.00
0+040.00	0.90	18.00	36.00
0+060.00	0.90	18.00	54.00
0+080.00	0.90	18.00	72.00
0+086.86	0.90	6.18	78.18

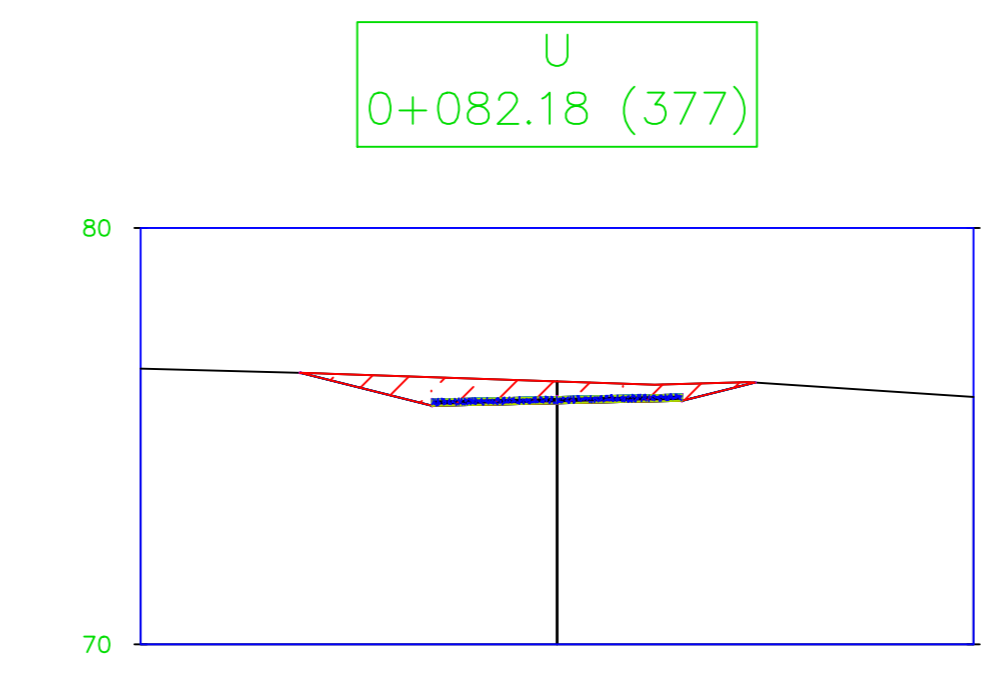
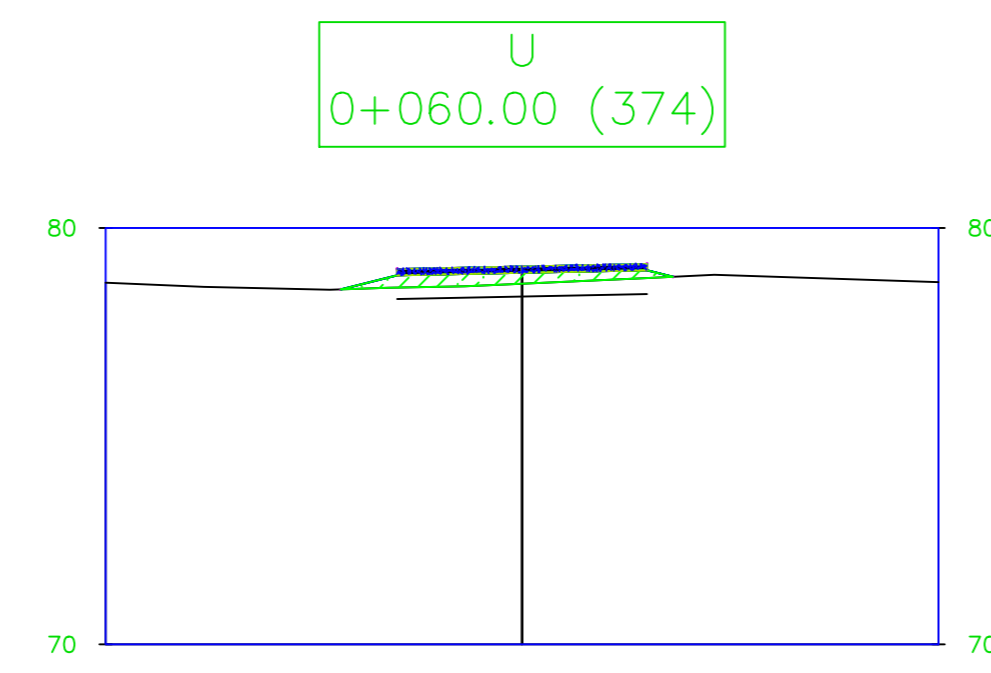
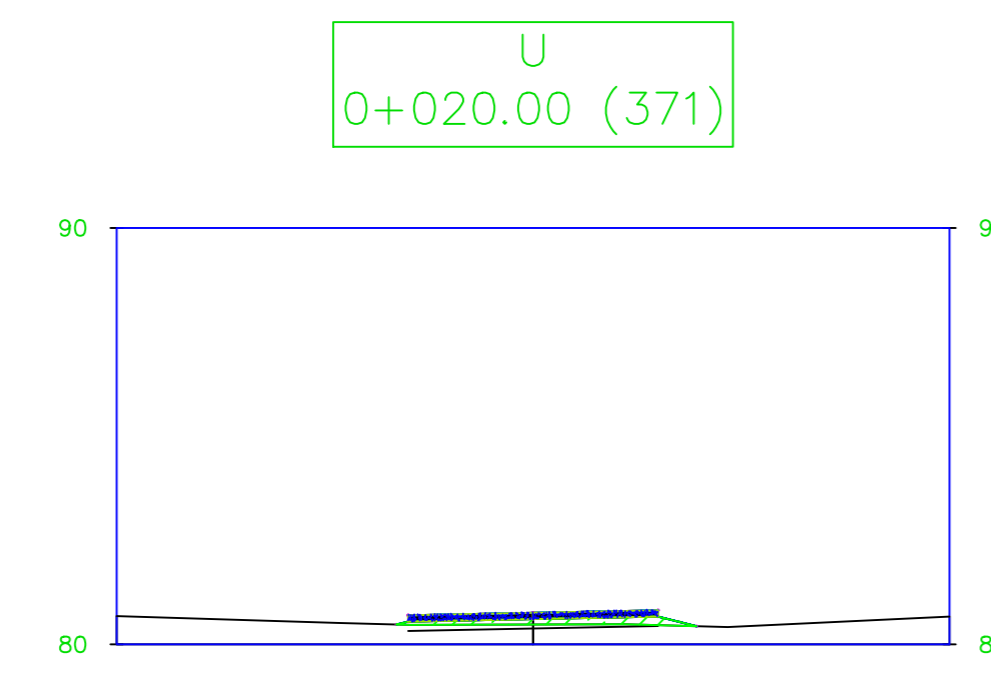
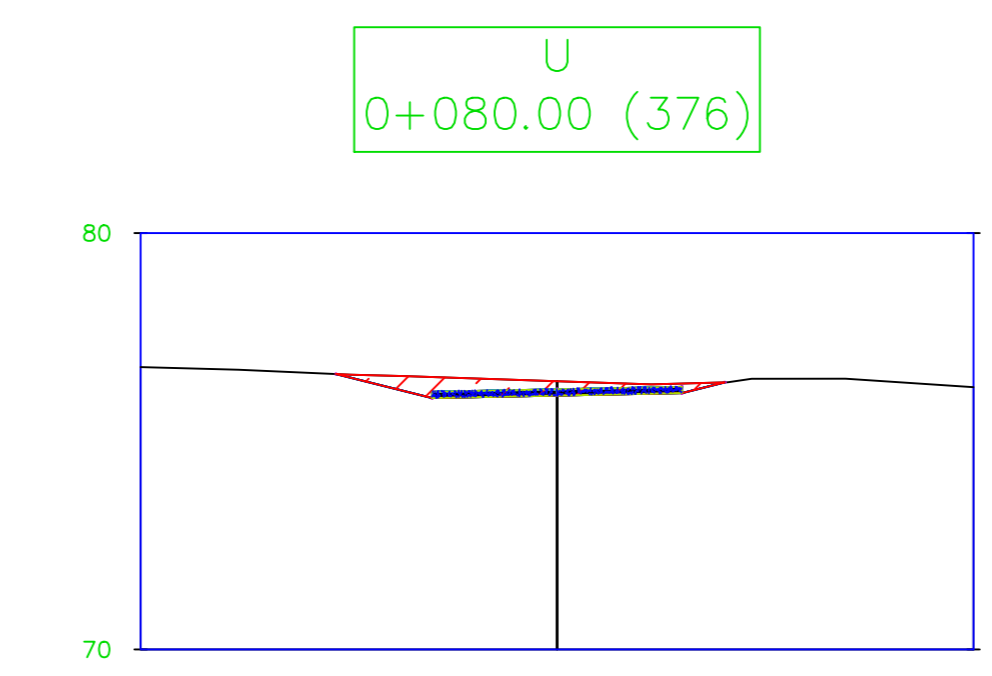
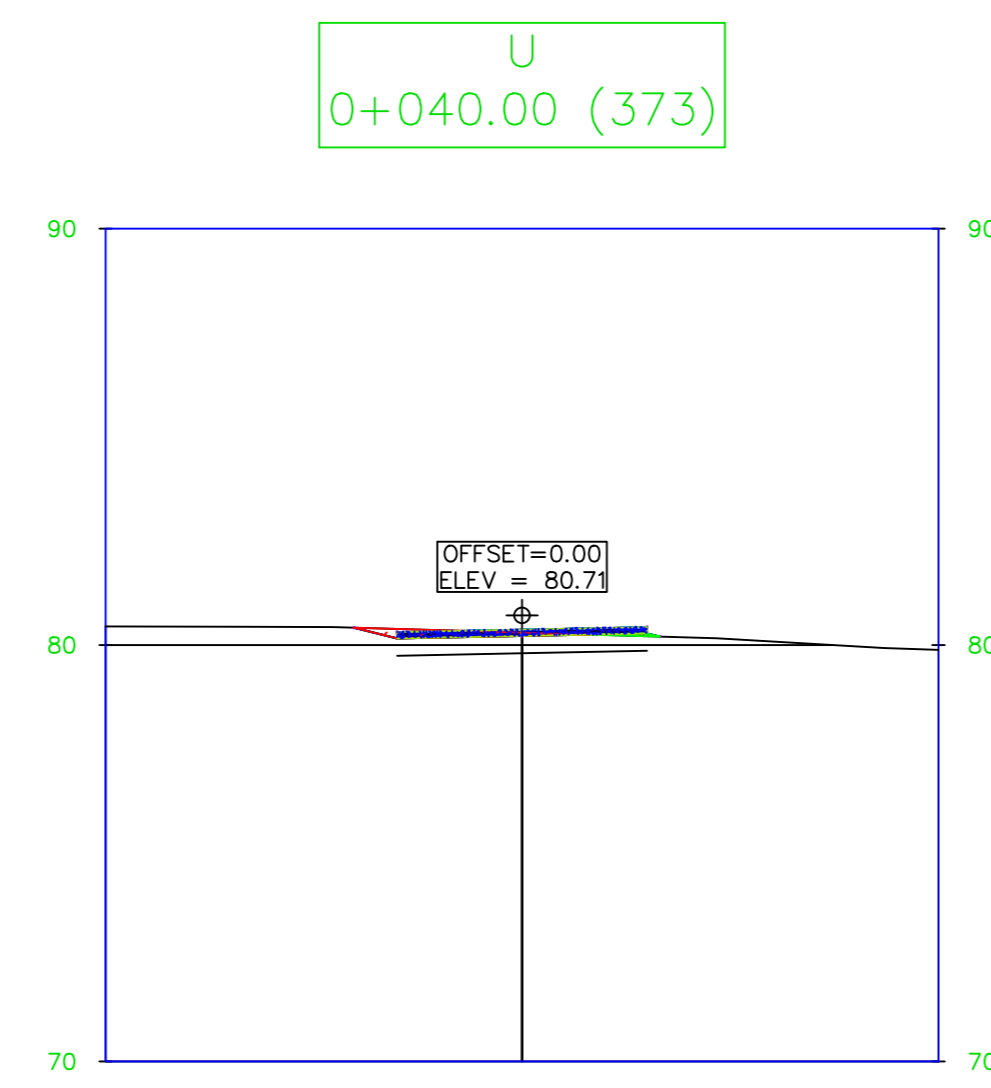
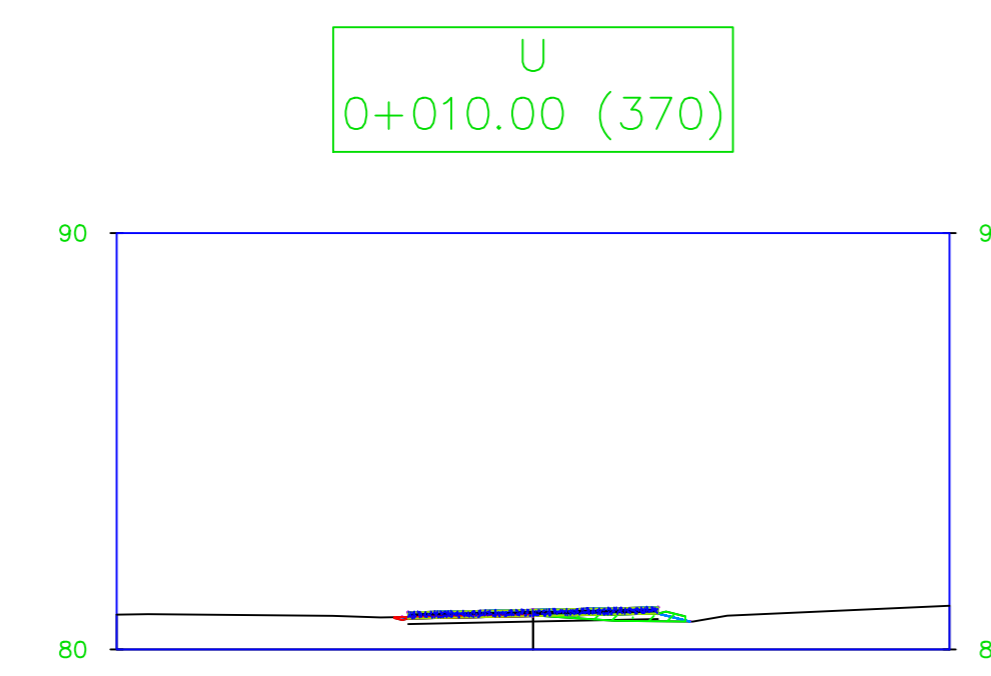
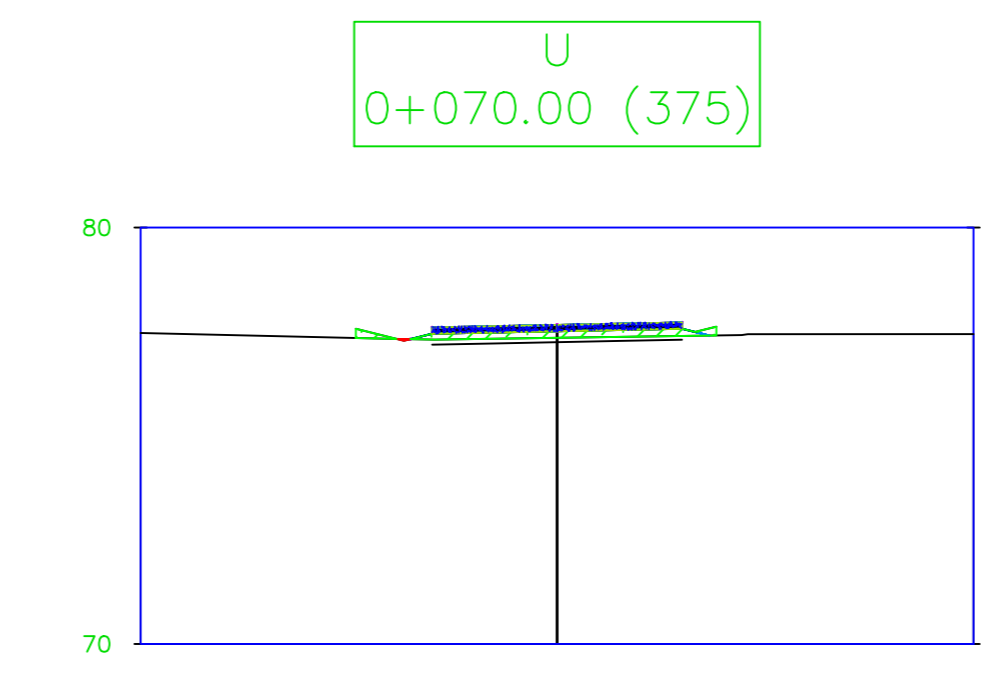
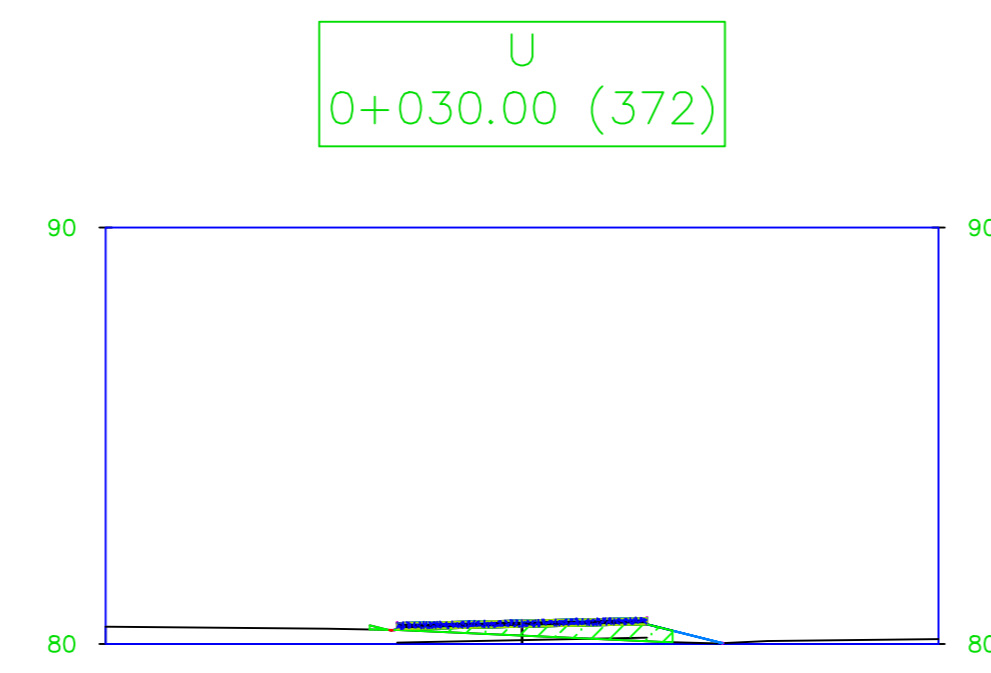
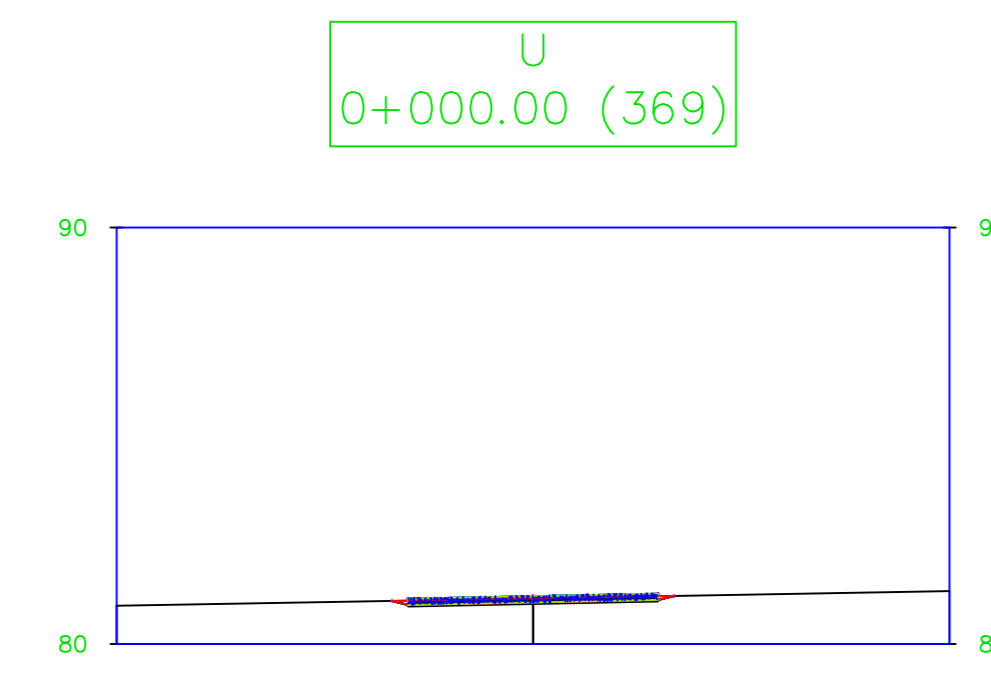


# T PROFILE

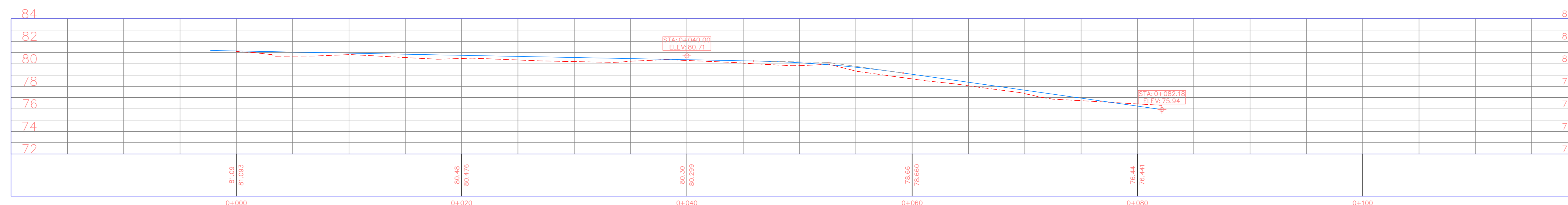


CUT AND FILL						
Station	Fill Area	Cut Area	Fill Volume	Cut Volume	Cumulative Fill Vol	Cumulative Cut Vol
0+000.00	0.00	0.62	0.00	0.00	0.00	0.00
0+010.00	0.43	0.12	2.15	3.70	2.15	3.70
0+020.00	0.90	0.00	6.65	0.60	8.80	4.30
0+030.00	1.51	0.00	12.02	0.01	20.82	4.31
0+040.00	0.06	0.65	7.80	3.25	28.63	7.56
0+060.00	1.80	0.00	18.51	6.49	47.13	14.05
0+070.00	1.21	0.01	15.04	0.04	62.17	14.08
0+080.00	0.00	2.78	6.06	13.93	68.23	28.02
0+082.18	0.00	4.62	0.00	8.05	68.23	36.06

Gravel			
U			
Station	Area	Volume	Cumulative Volume
0+000.00	0.90	0.00	0.00
0+010.00	0.90	9.00	9.00
0+020.00	0.90	9.00	18.00
0+030.00	0.90	9.00	27.00
0+040.00	0.90	9.00	36.00
0+060.00	0.90	18.00	54.00
0+070.00	0.90	9.00	63.00
0+080.00	0.90	9.00	72.00
0+082.18	0.90	1.96	73.96



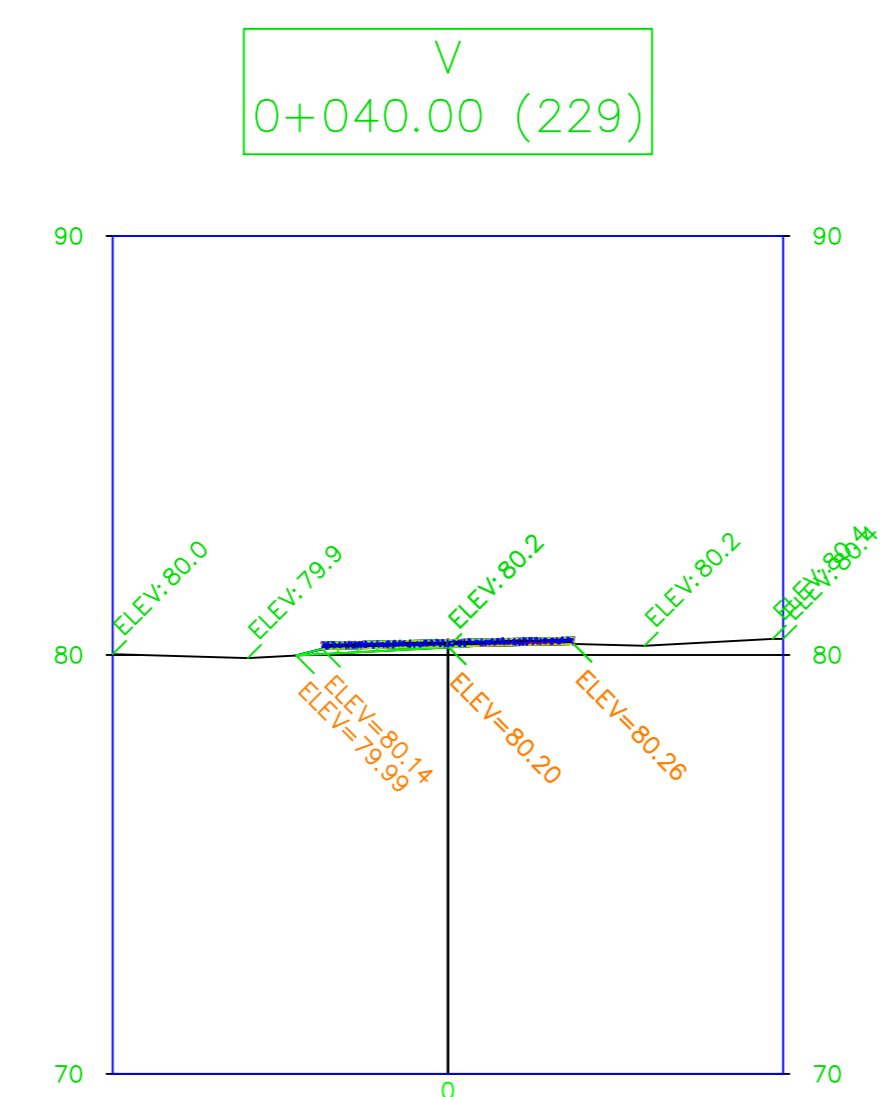
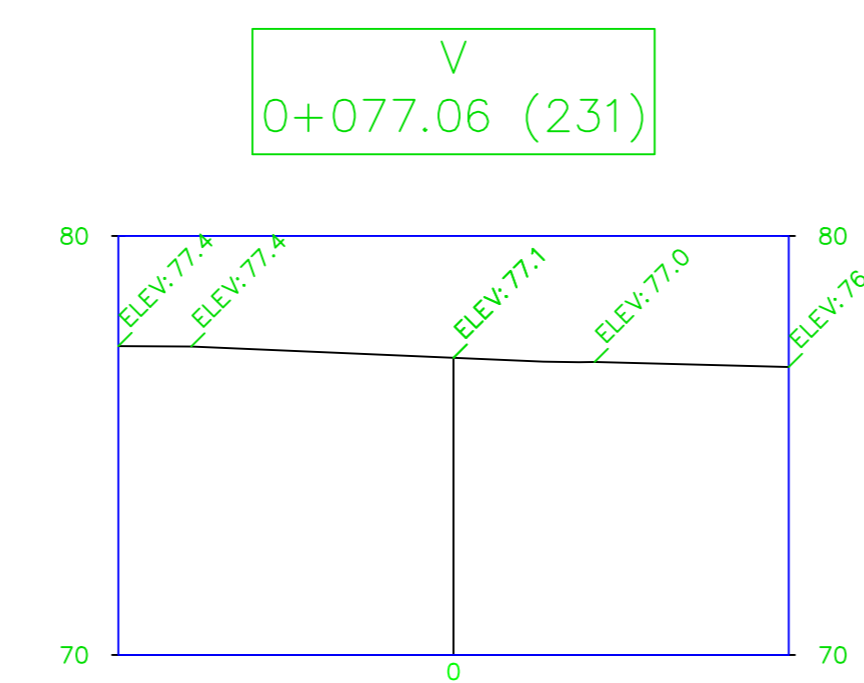
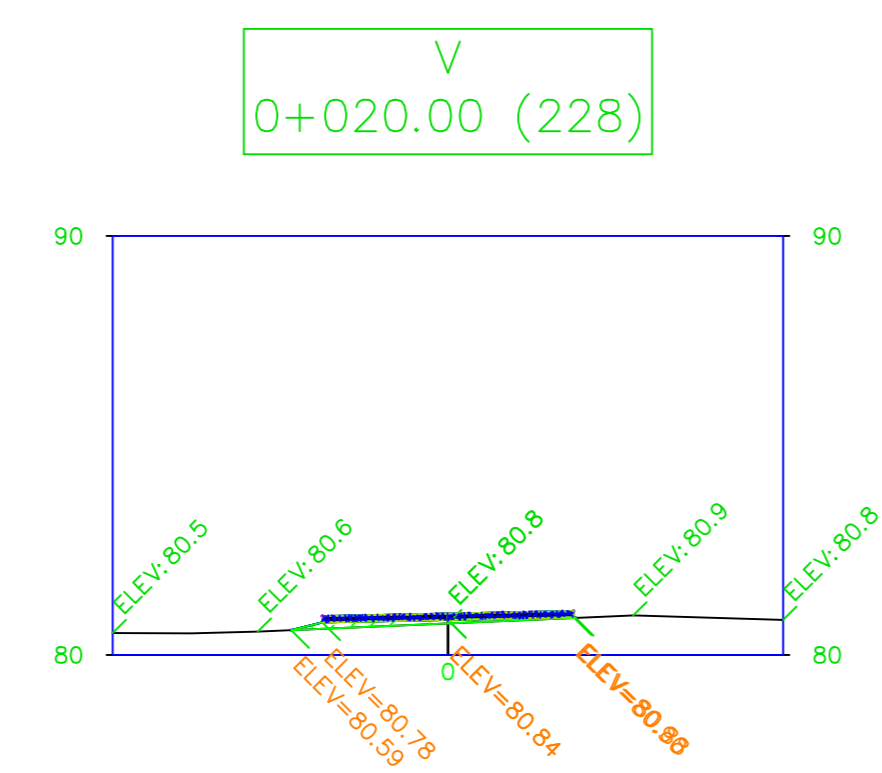
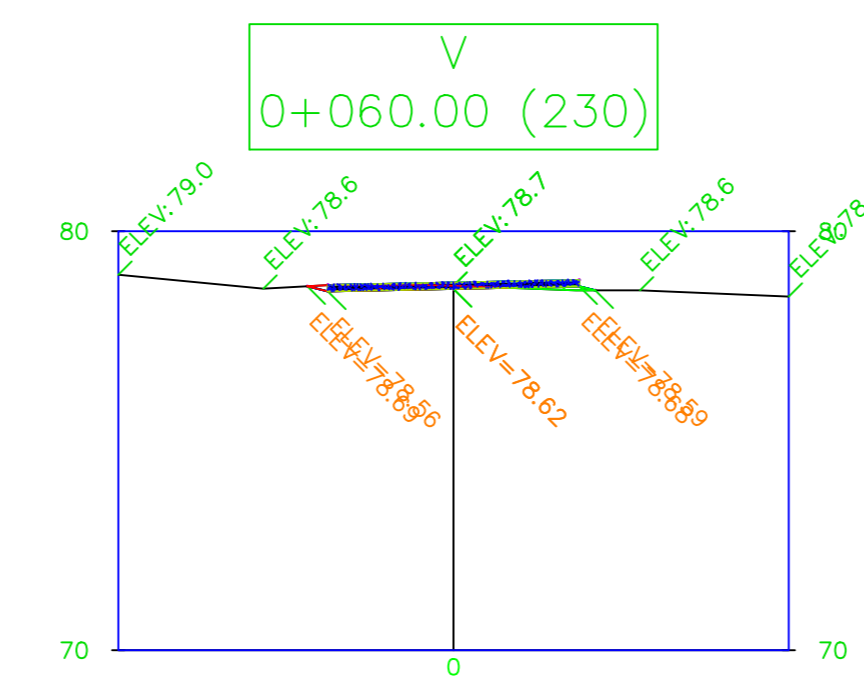
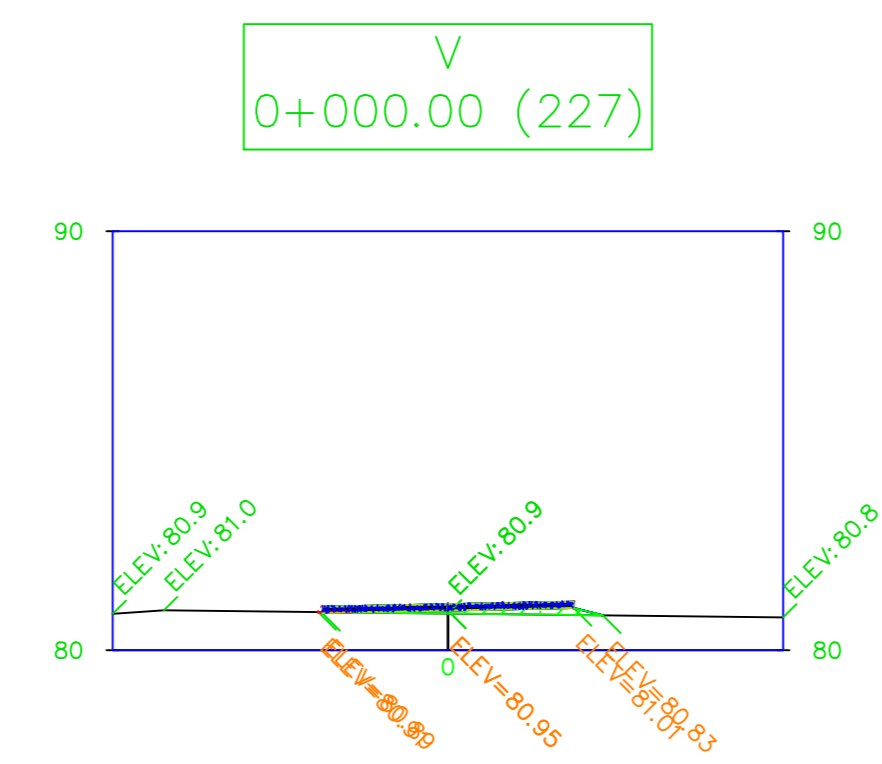
# U PROFILE



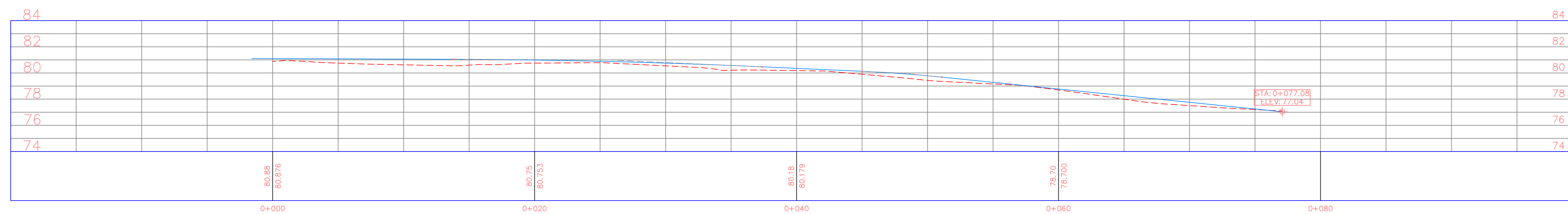


CUT AND FILL V						
Station	Fill Area	Cut Area	Fill Volume	Cut Volume	Cumulative Fill Vol	Cumulative Cut Vol
0+000.00	0.50	0.01	0.00	0.00	0.00	0.00
0+020.00	0.56	0.00	10.59	0.09	10.59	0.09
0+040.00	0.26	0.05	8.25	0.53	18.84	0.62
0+060.00	0.10	0.45	3.64	5.07	22.48	5.69
0+077.06	0.00	0.00	0.87	3.87	23.35	9.56

Gravel V			
Station	Area	Volume	Cumulative Volume
0+000.00	0.90	0.00	0.00
0+020.00	0.90	18.00	18.00
0+040.00	0.90	18.00	36.00
0+060.00	0.90	18.00	54.00
0+077.06	0.00	7.68	61.68

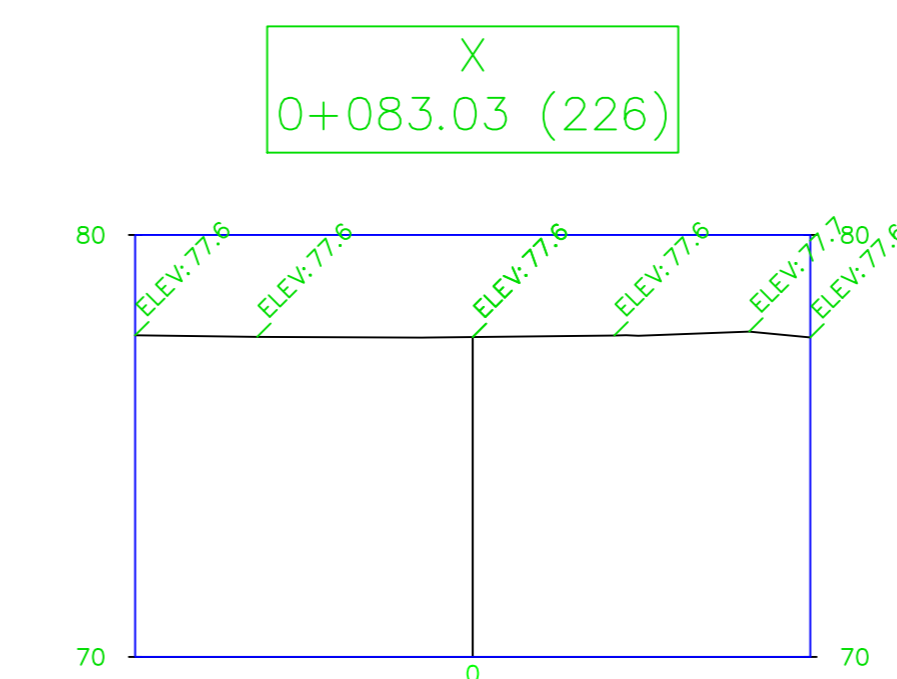
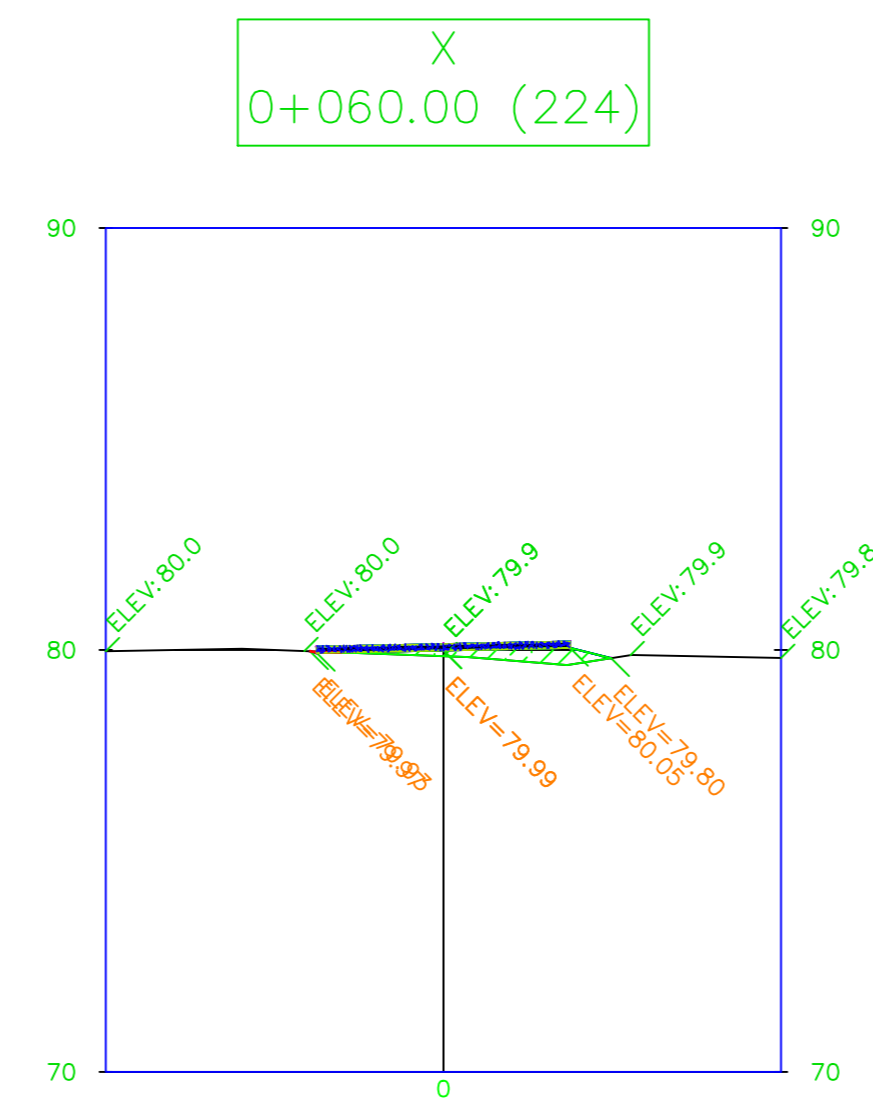
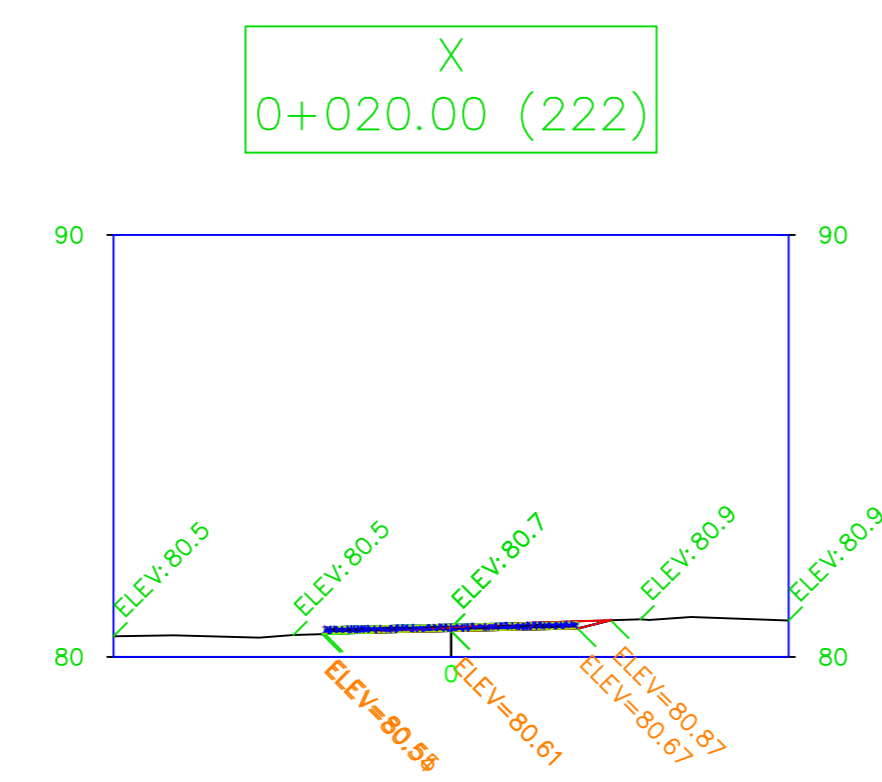
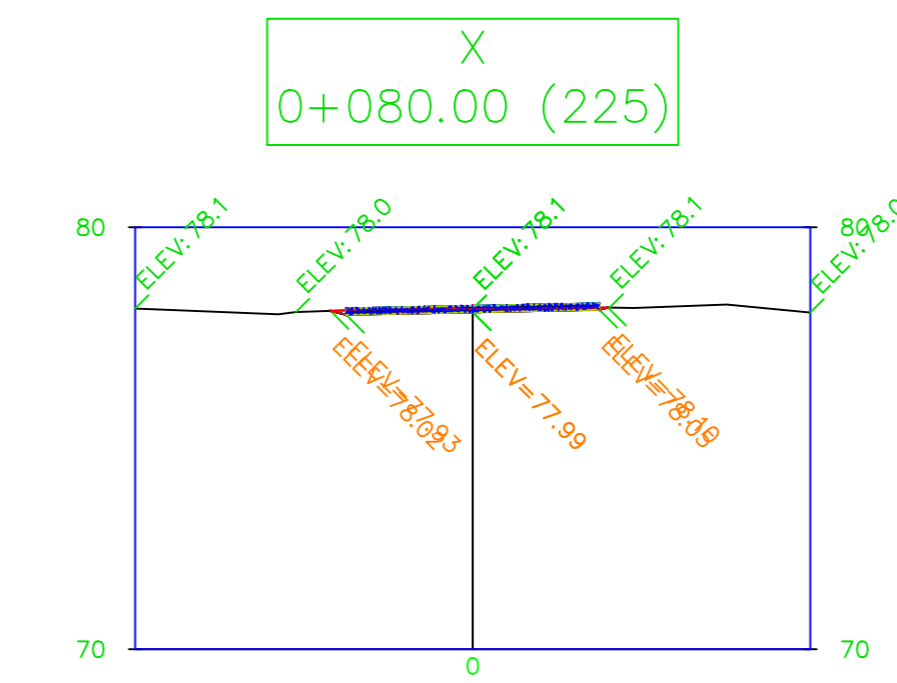
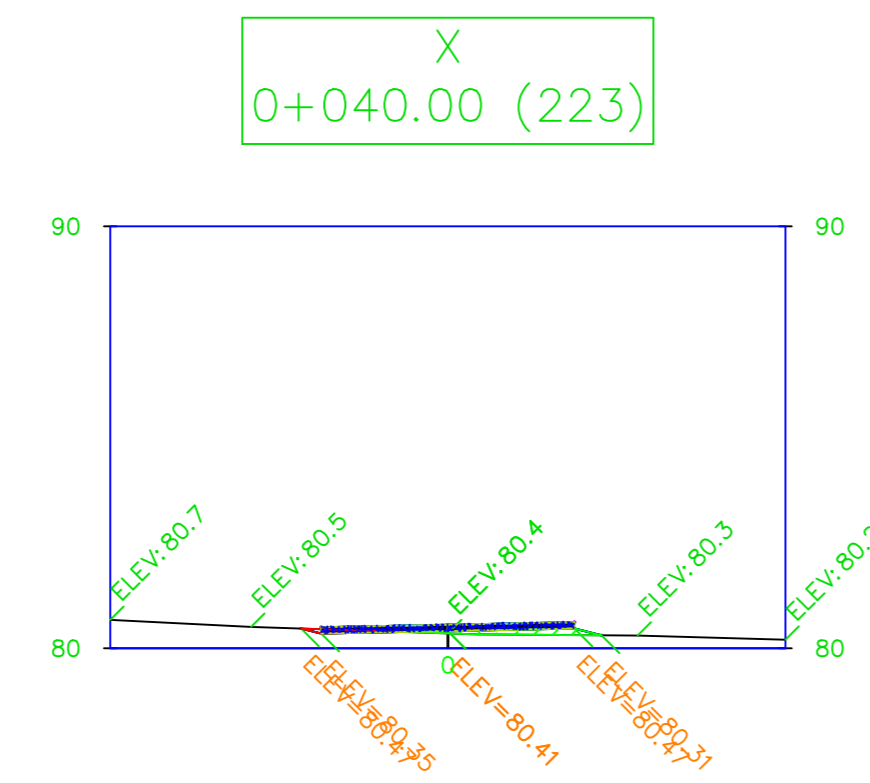


# V PROFILE

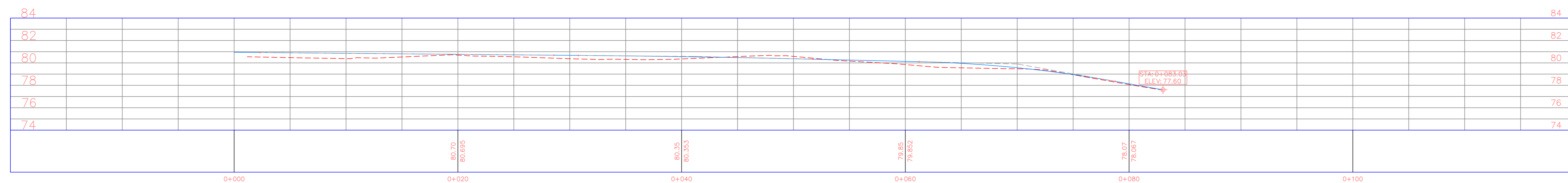


CUT AND FILL X						
Station	Fill Area	Cut Area	Fill Volume	Cut Volume	Cumulative Fill Vol	Cumulative Cut Vol
0+000.00	0.00	0.00	0.00	0.00	0.00	0.00
0+020.00	0.01	0.56	0.08	5.57	0.08	5.57
0+040.00	0.41	0.13	4.22	6.83	4.30	12.39
0+060.00	1.15	0.01	15.61	1.39	19.91	13.79
0+080.00	0.00	0.55	11.47	5.67	31.39	19.45
0+083.03	0.00	0.00	0.00	0.84	31.39	20.29

Gravel X			
Station	Area	Volume	Cumulative Volume
0+000.00	0.00	0.00	0.00
0+020.00	0.90	9.00	9.00
0+040.00	0.90	18.00	27.00
0+060.00	0.90	18.00	45.00
0+080.00	0.90	18.00	63.00
0+083.03	0.00	1.36	64.36

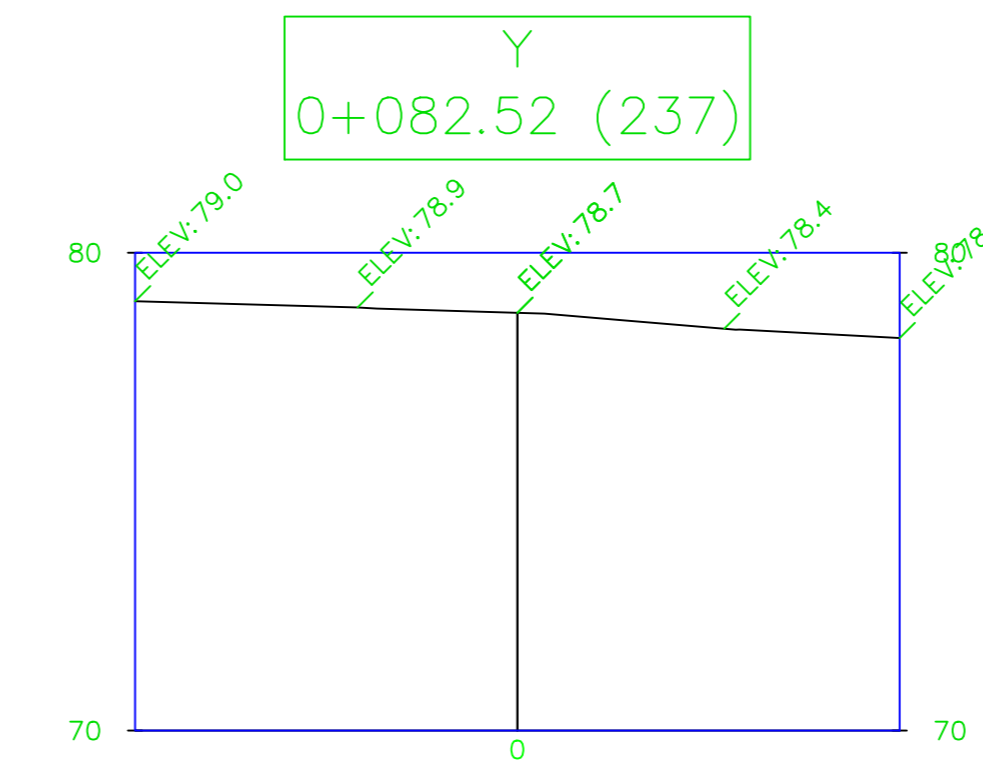
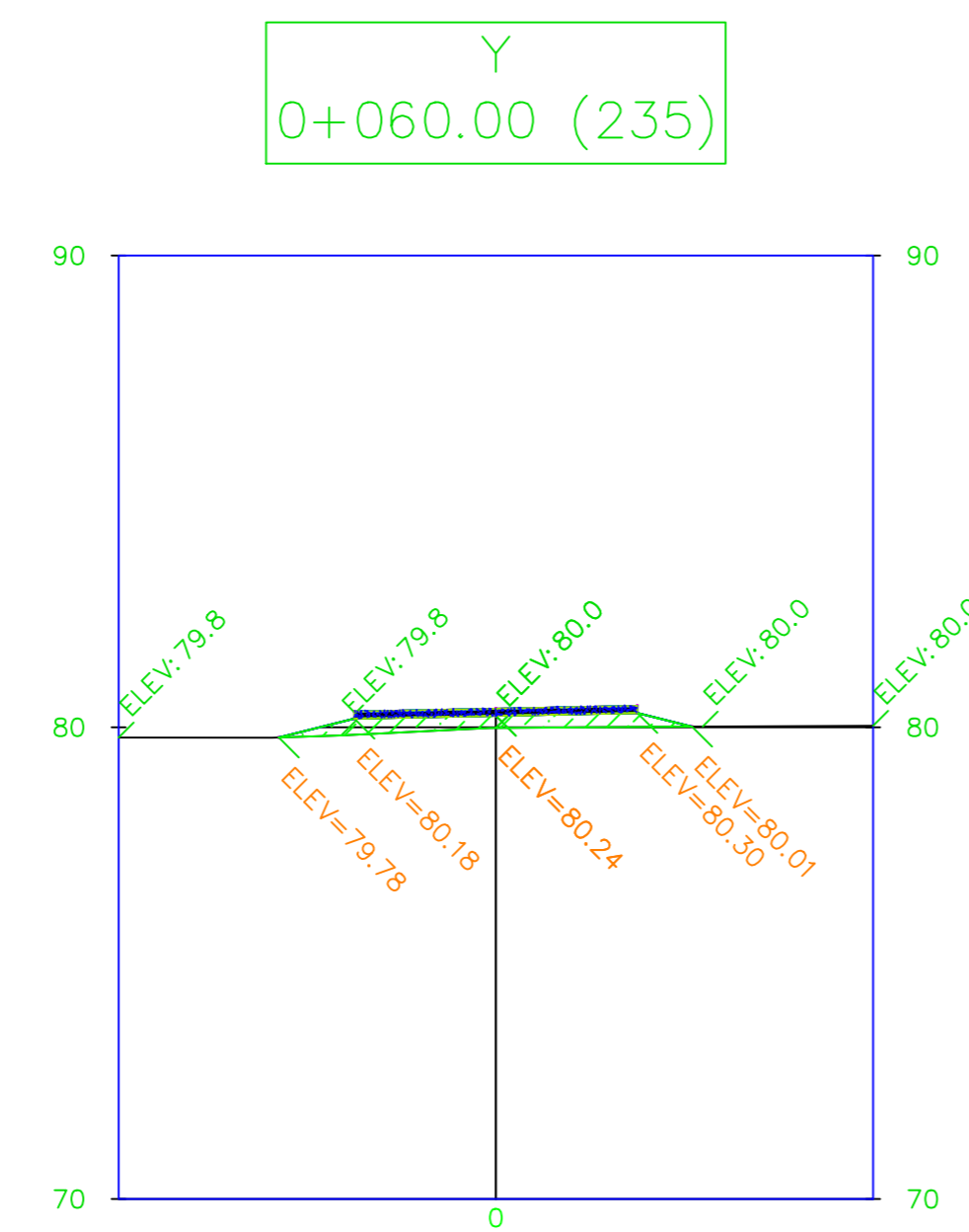
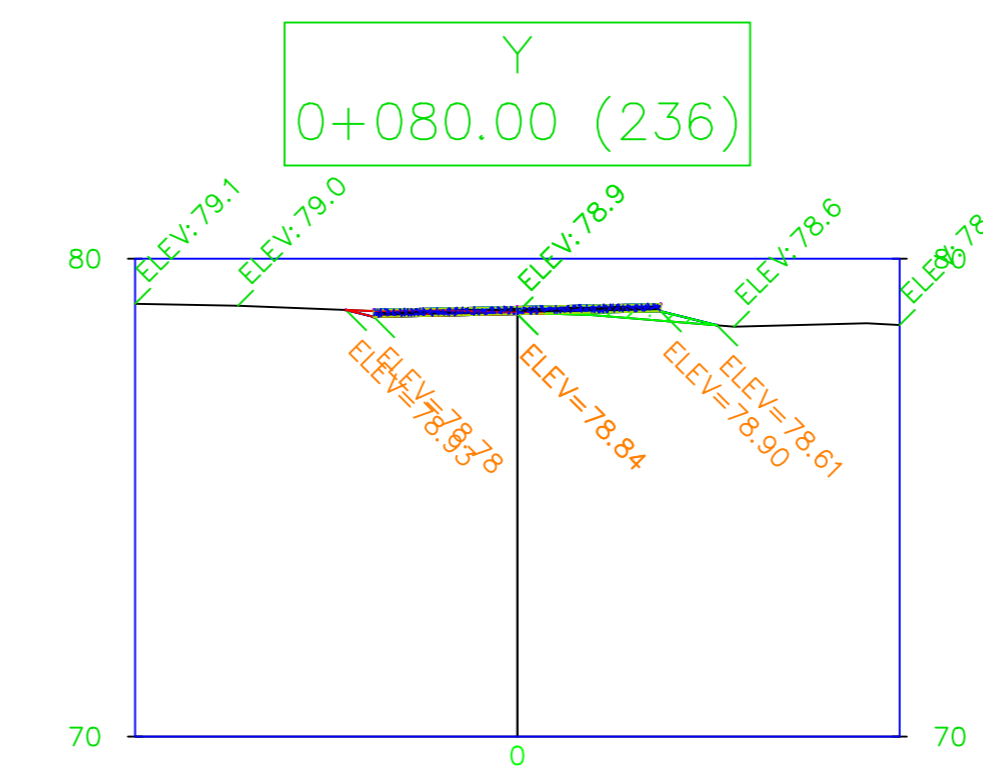
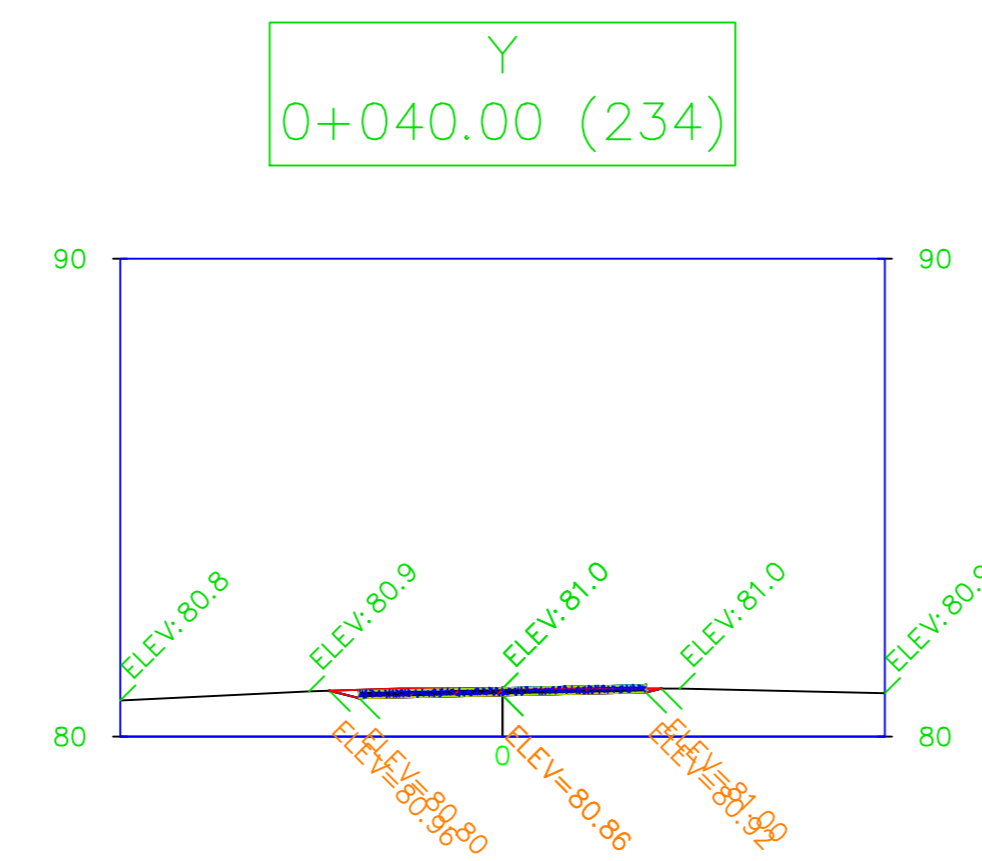


# X PROFILE

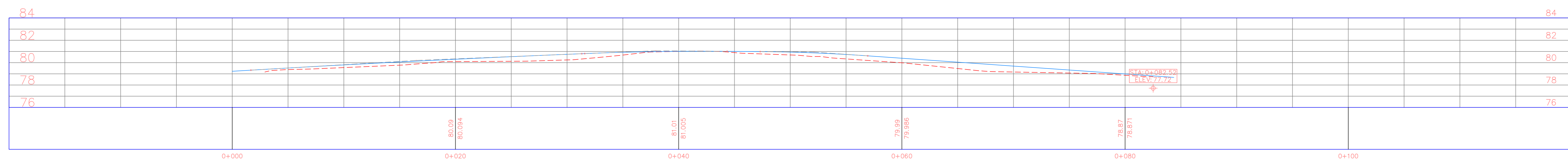


CUT AND FILL Y						
Station	Fill Area	Cut Area	Fill Volume	Cut Volume	Cumulative Fill Vol	Cumulative Cut Vol
0+000.00	0.00	0.00	0.00	0.00	0.00	0.00
0+040.00	0.00	0.90	0.00	18.05	0.00	18.05
0+060.00	2.17	0.00	21.73	9.02	21.73	27.07
0+080.00	0.32	0.33	24.96	3.32	46.69	30.39
0+082.52	0.00	0.00	0.41	0.42	47.10	30.81

Gravel Y			
Station	Area	Volume	Cumulative Volume
0+000.00	0.00	0.00	0.00
0+040.00	0.90	18.00	18.00
0+060.00	0.90	18.00	36.00
0+080.00	0.90	18.00	54.00
0+082.52	0.00	1.13	55.13

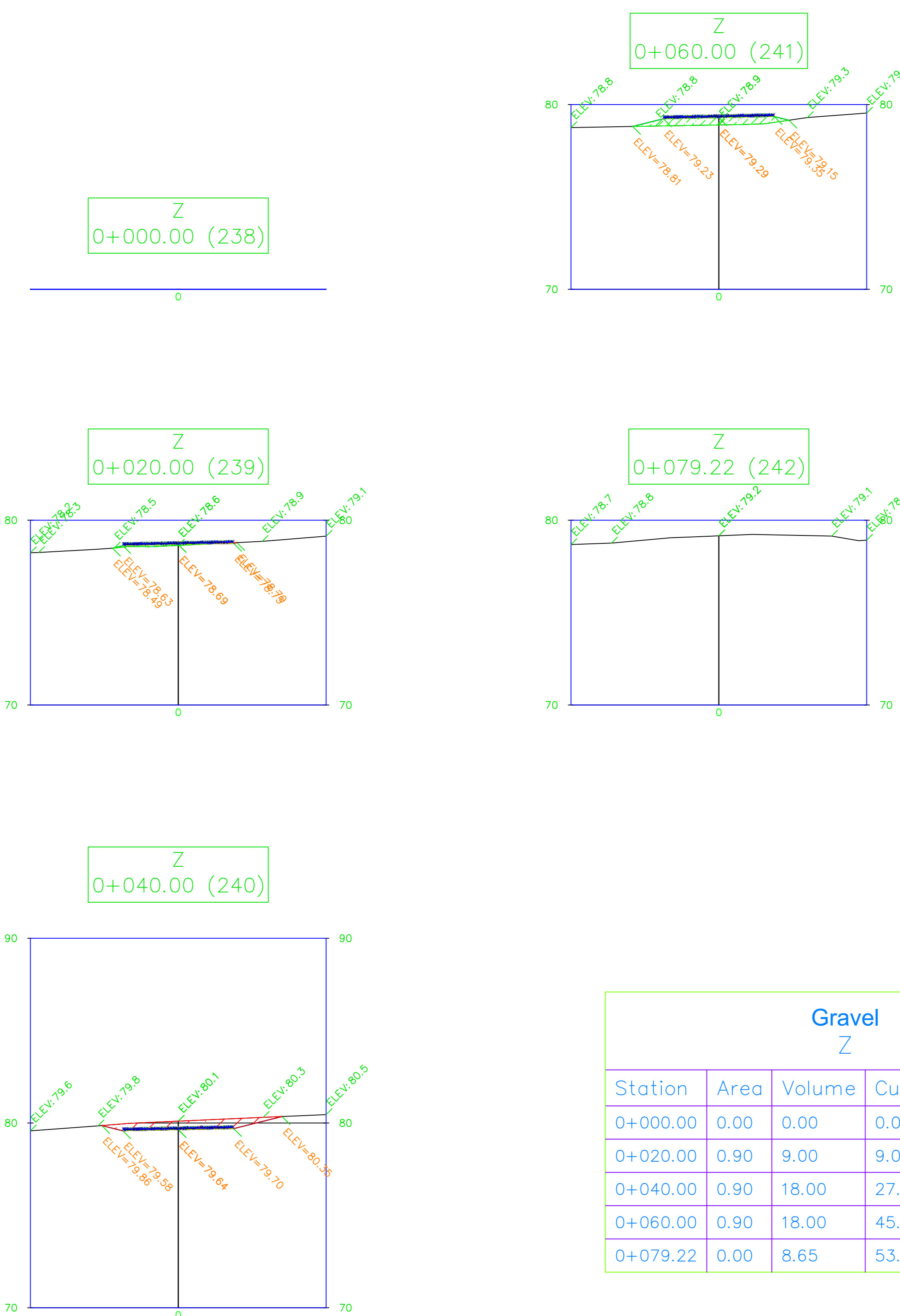


# Y PROFILE



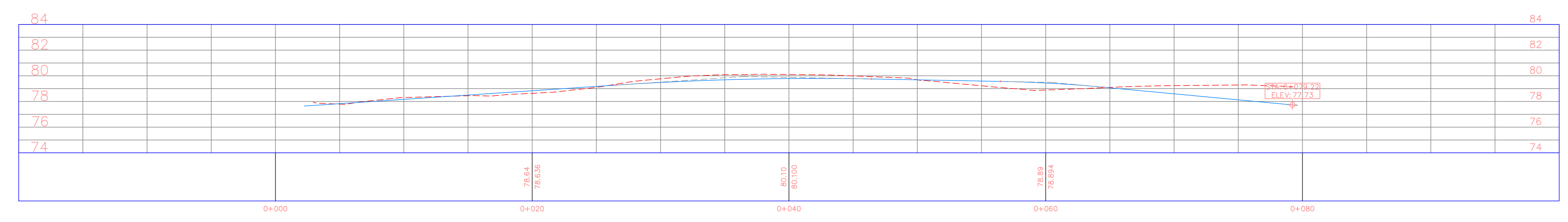


CUT AND FILL						
Z						
Station	Fill Area	Cut Area	Fill Volume	Cut Volume	Cumulative Fill Vol	Cumulative Cut Vol
0+000.00	0.00	0.00	0.00	0.00	0.00	0.00
0+020.00	0.29	0.02	2.89	0.24	2.89	0.24
0+040.00	0.00	3.69	2.89	37.18	5.78	37.42
0+060.00	2.78	0.00	27.81	36.94	33.59	74.36
0+079.22	0.00	0.00	26.73	0.00	60.31	74.36



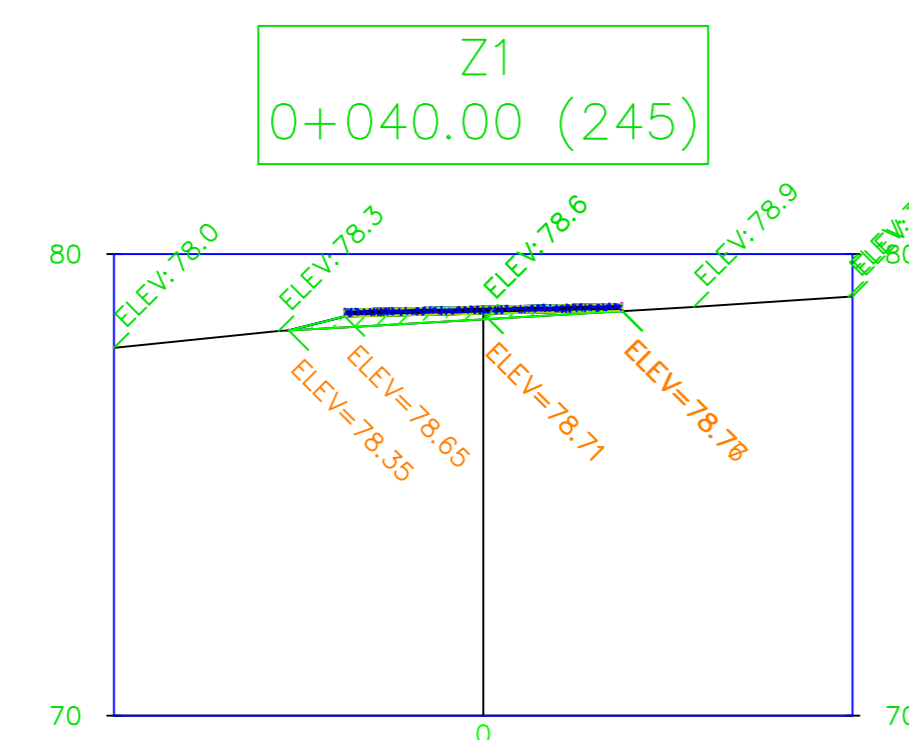
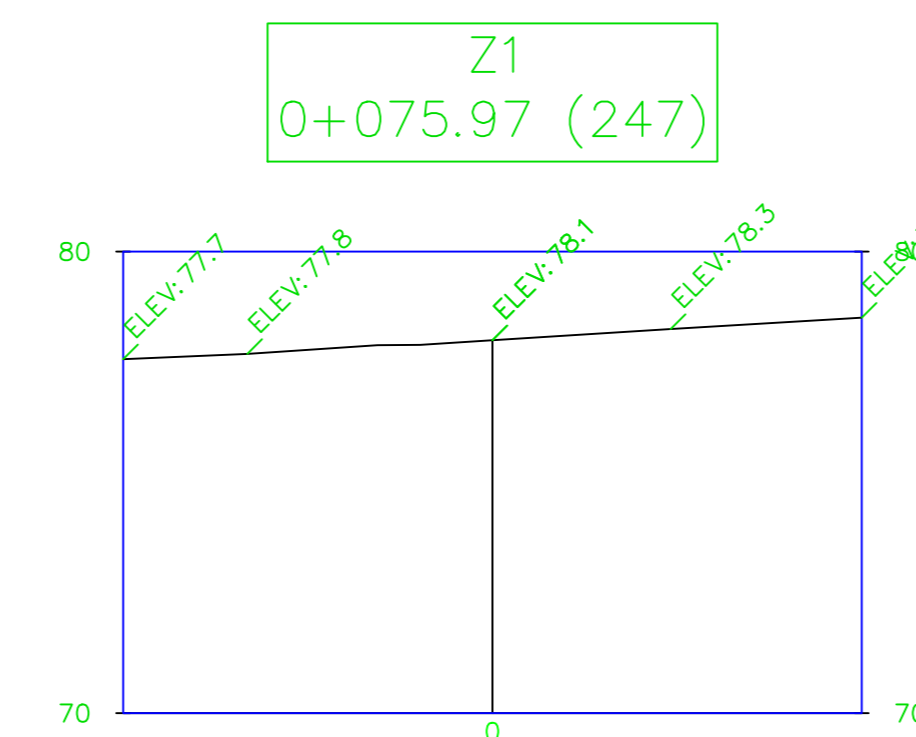
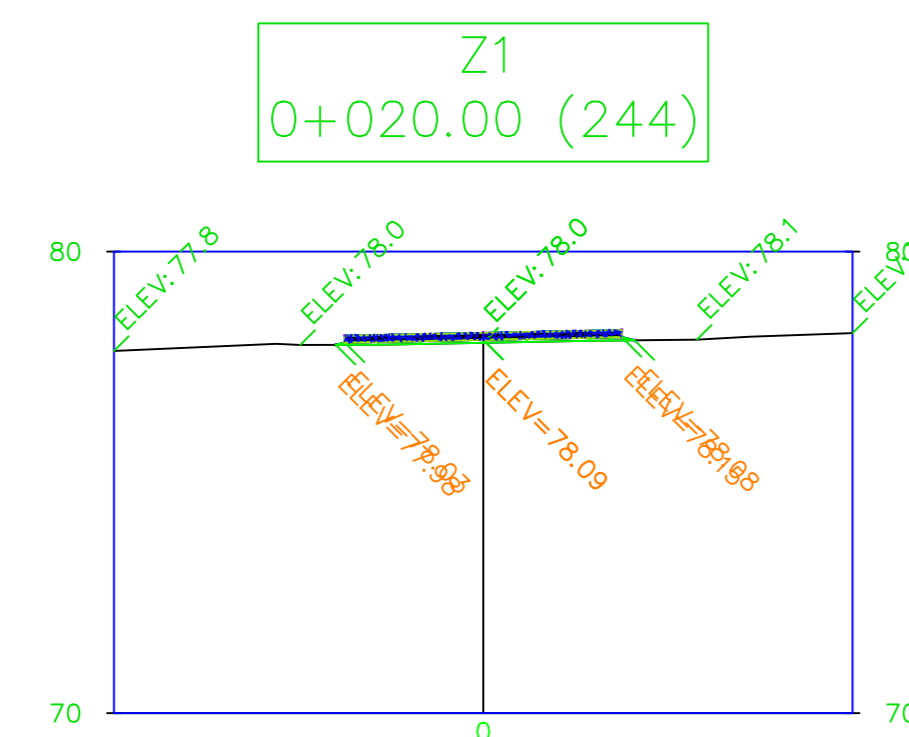
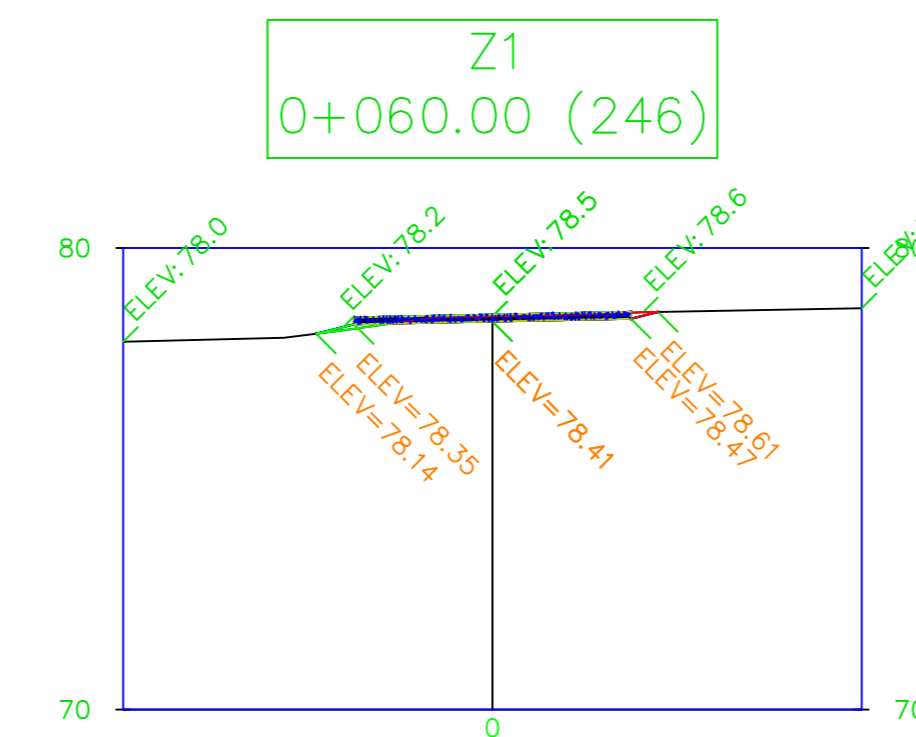
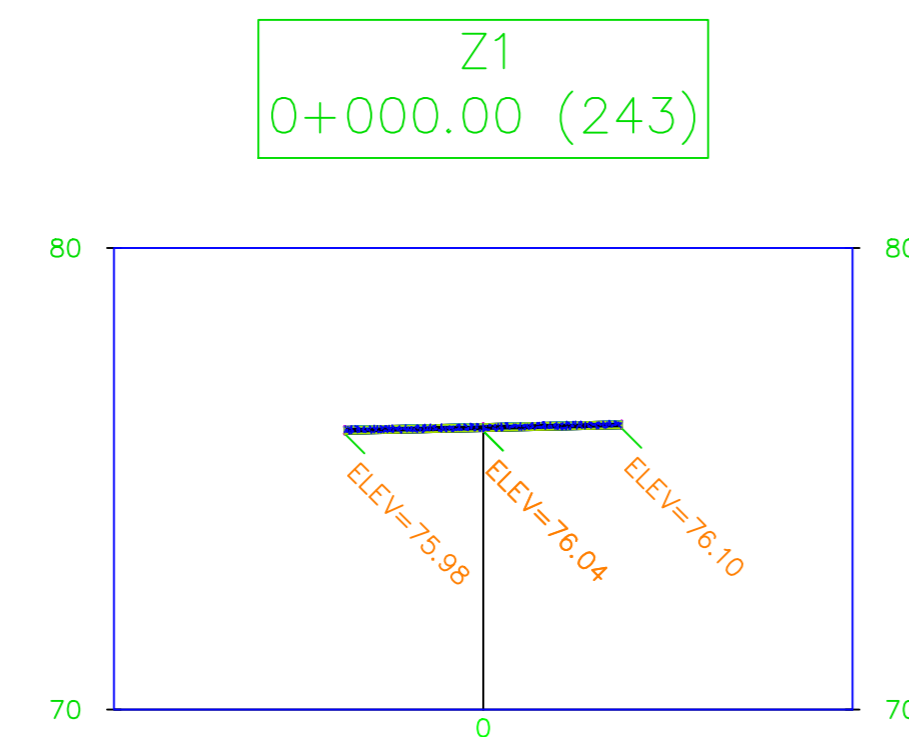
Gravel			
Z			
Station	Area	Volume	Cumulative Volume
0+000.00	0.00	0.00	0.00
0+020.00	0.90	9.00	9.00
0+040.00	0.90	18.00	27.00
0+060.00	0.90	18.00	45.00
0+079.22	0.00	8.65	53.65

# Z PROFILE

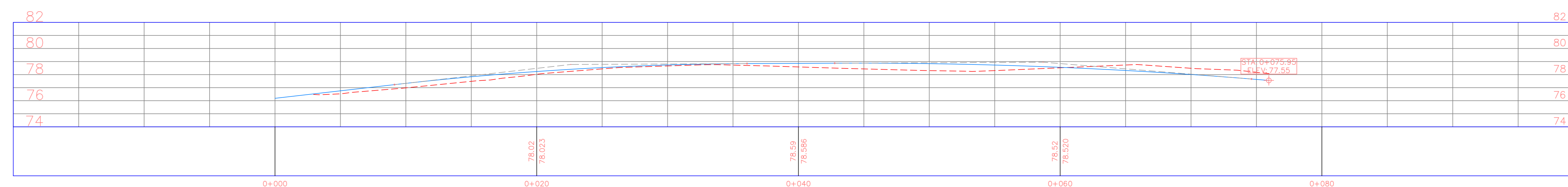


CUT AND FILL Z1						
Station	Fill Area	Cut Area	Fill Volume	Cut Volume	Cumulative Fill Vol	Cumulative Cut Vol
0+000.00	0.00	0.00	0.00	0.00	0.00	0.00
0+020.00	0.40	0.00	3.95	0.00	3.95	0.00
0+040.00	0.89	0.00	12.84	0.00	16.79	0.00
0+060.00	0.08	0.58	9.69	5.82	26.48	5.82
0+075.97	0.00	0.00	0.64	4.65	27.12	10.47

Gravel Z1			
Station	Area	Volume	Cumulative Volume
0+000.00	0.90	0.00	0.00
0+020.00	0.90	18.00	18.00
0+040.00	0.90	18.00	36.00
0+060.00	0.90	18.00	54.00
0+075.97	0.00	7.19	61.19

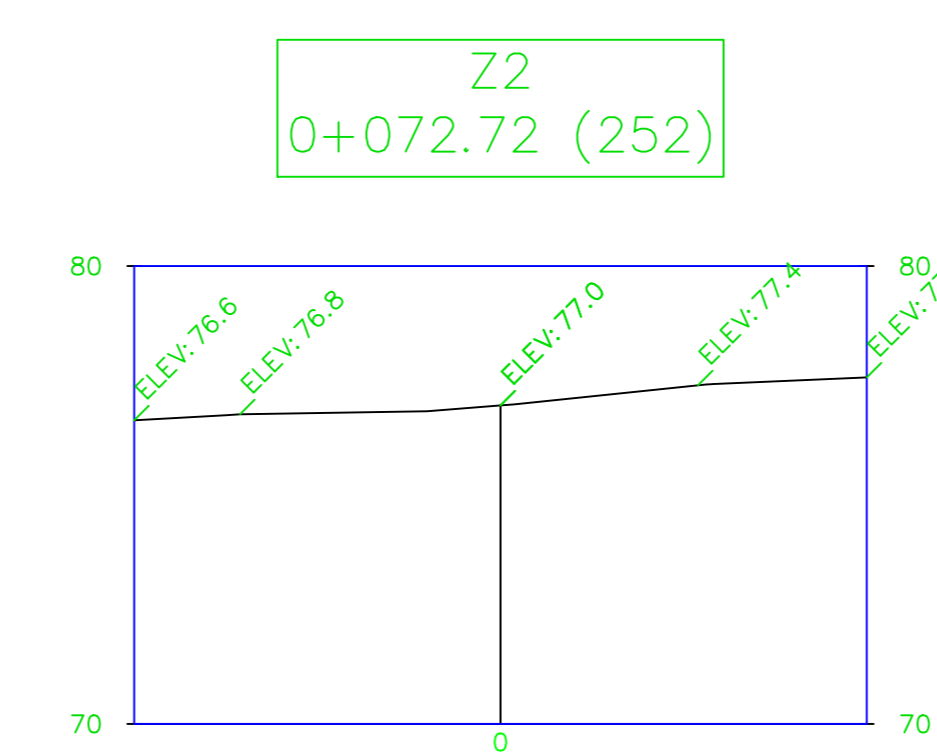
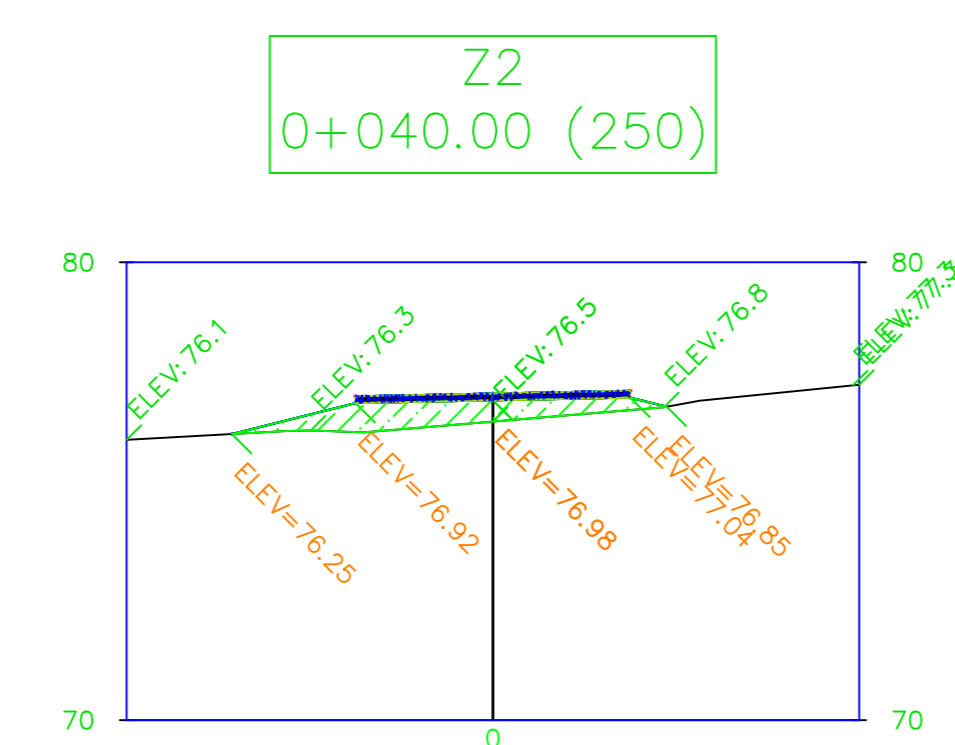
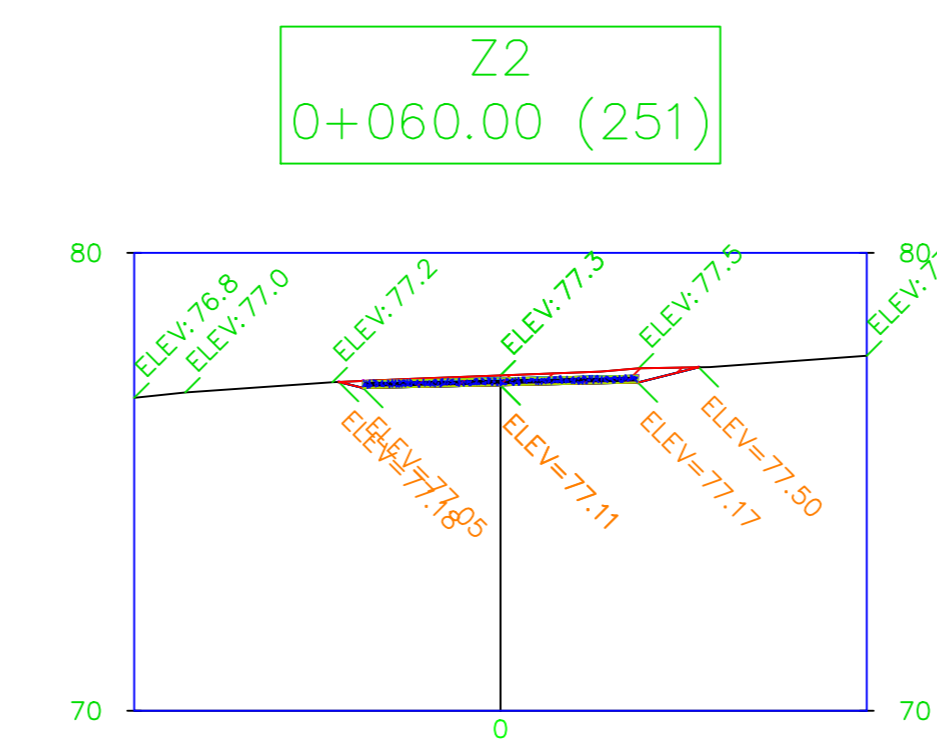
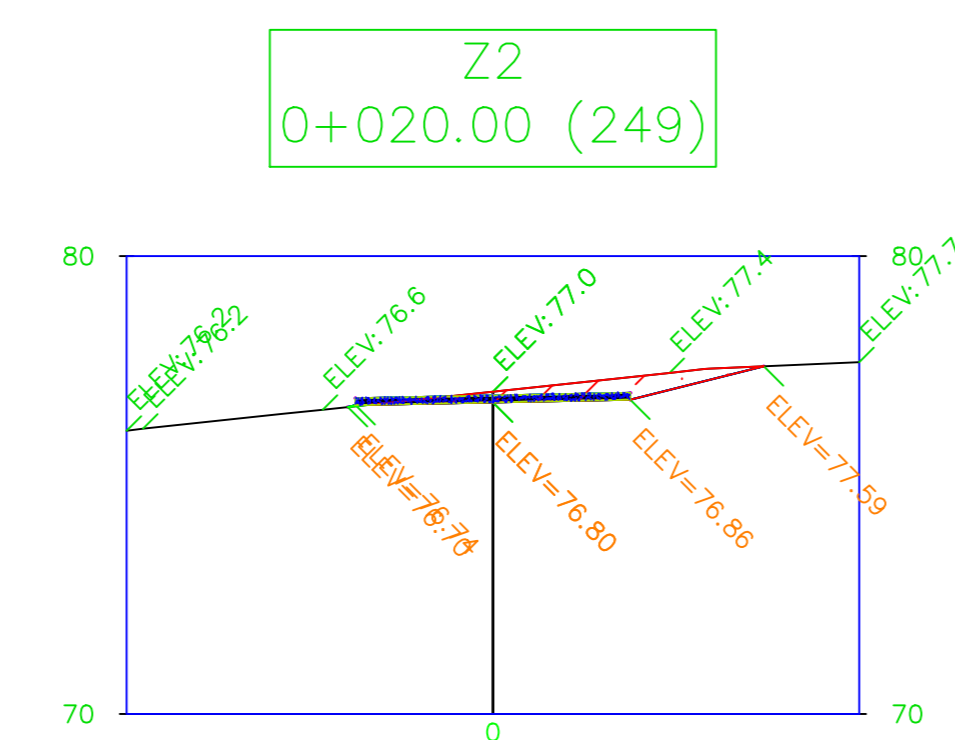


# Z1 PROFILE

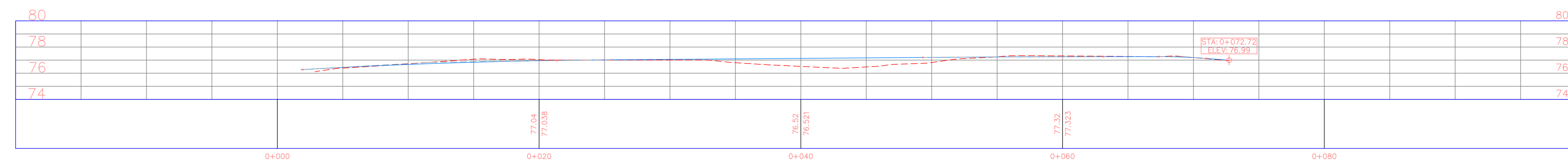


CUT AND FILL Z2						
Station	Fill Area	Cut Area	Fill Volume	Cut Volume	Cumulative Fill Vol	Cumulative Cut Vol
0+000.00	0.00	0.00	0.00	0.00	0.00	0.00
0+020.00	0.01	2.19	0.05	21.94	0.05	21.94
0+040.00	3.66	0.00	36.67	21.94	36.72	43.88
0+060.00	0.00	1.55	36.61	15.47	73.34	59.35
0+072.72	0.00	0.00	0.00	9.84	73.34	69.19

Gravel Z2			
Station	Area	Volume	Cumulative Volume
0+000.00	0.00	0.00	0.00
0+020.00	0.90	9.00	9.00
0+040.00	0.90	18.00	27.00
0+060.00	0.90	18.00	45.00
0+072.72	0.00	5.73	50.73

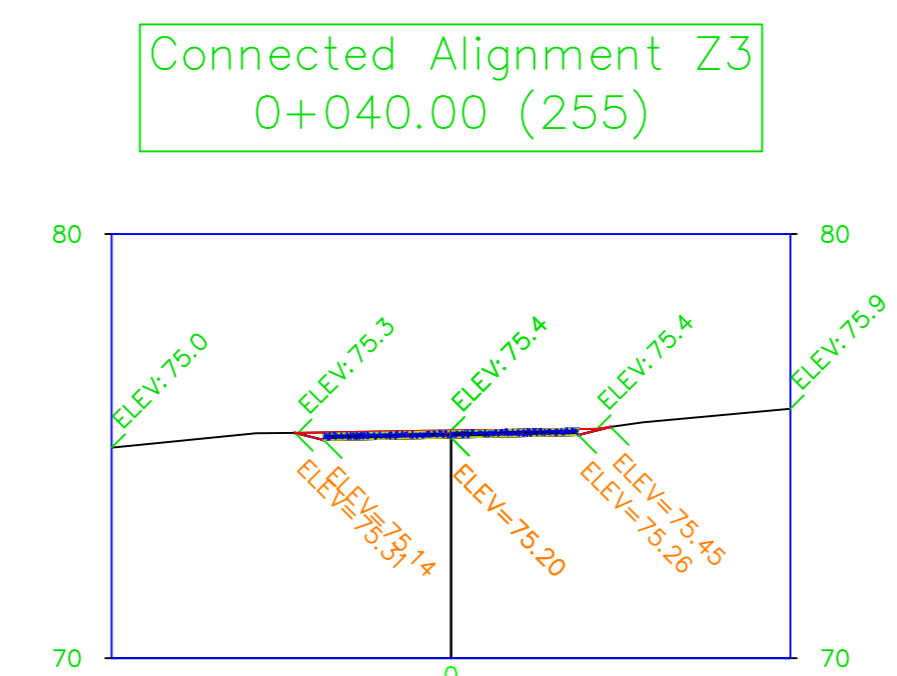
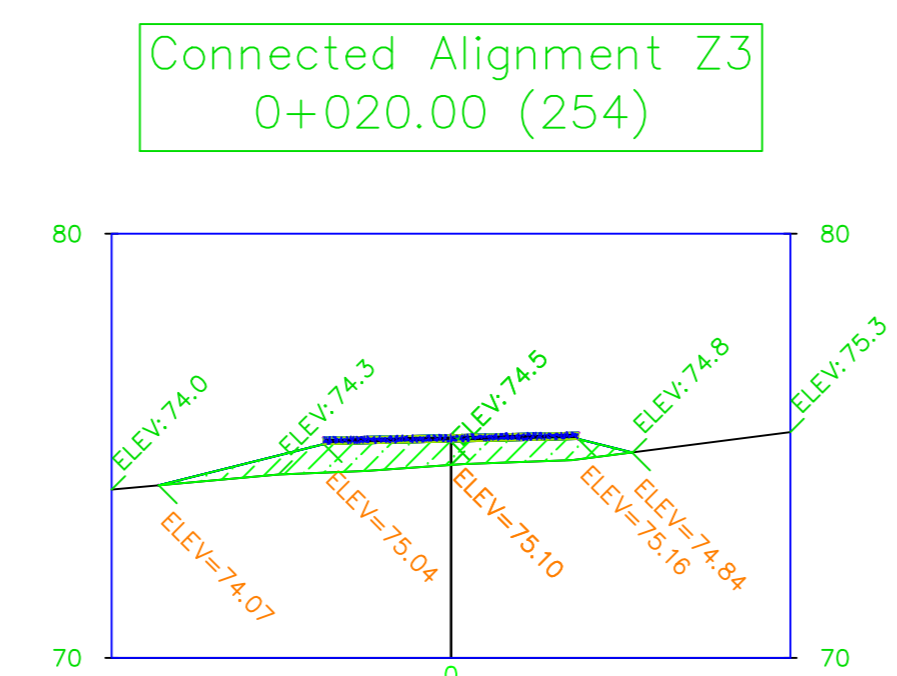
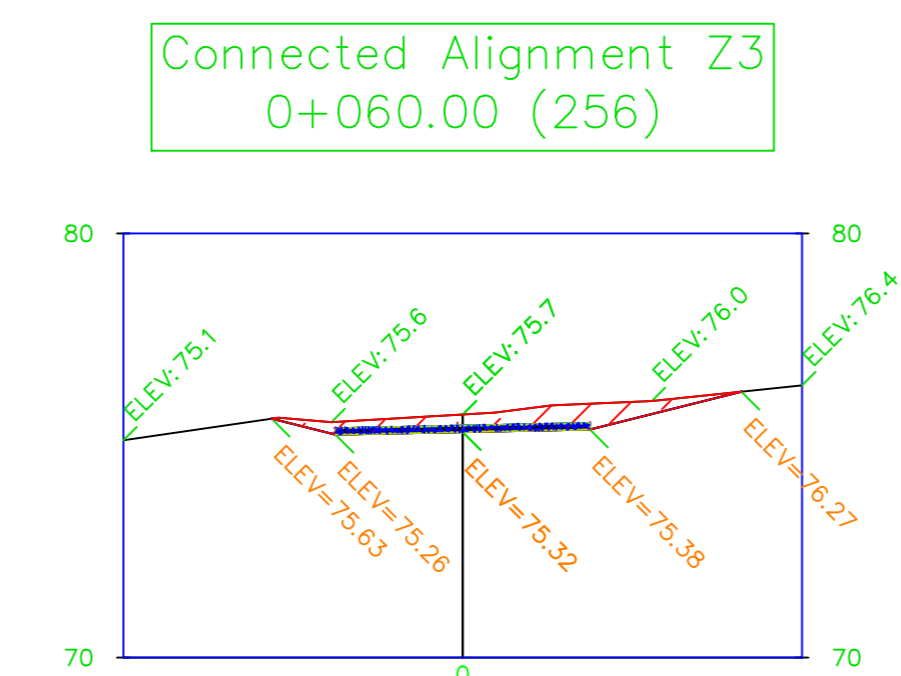
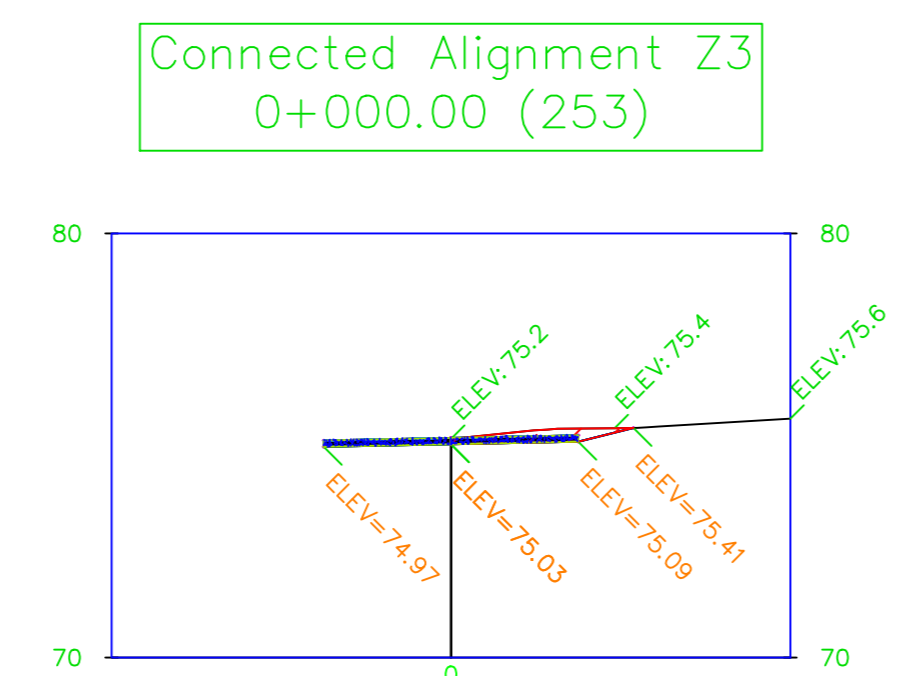


# Z2 PROFILE

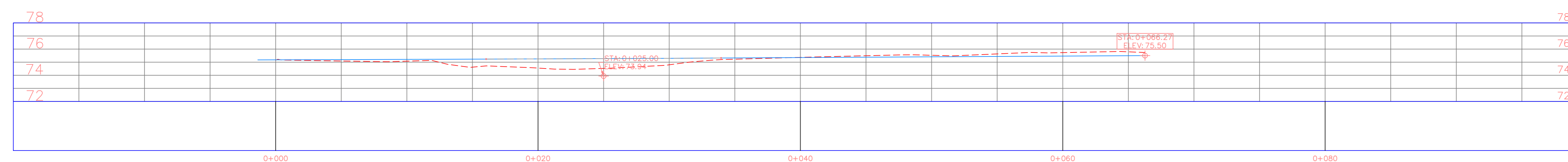


CUT AND FILL Connected Alignment Z3						
Station	Fill Area	Cut Area	Fill Volume	Cut Volume	Cumulative Fill Vol	Cumulative Cut Vol
0+000.00	0.00	0.93	0.00	0.00	0.00	0.00
0+020.00	4.96	0.00	49.59	9.29	49.59	9.29
0+040.00	0.00	1.09	49.59	10.86	99.18	20.15
0+060.00	0.00	3.86	0.00	49.45	99.18	69.60

Gravel Connected Alignment Z3			
Station	Area	Volume	Cumulative Volume
0+000.00	0.90	0.00	0.00
0+020.00	0.90	18.00	18.00
0+040.00	0.90	18.00	36.00
0+060.00	0.90	18.00	54.00



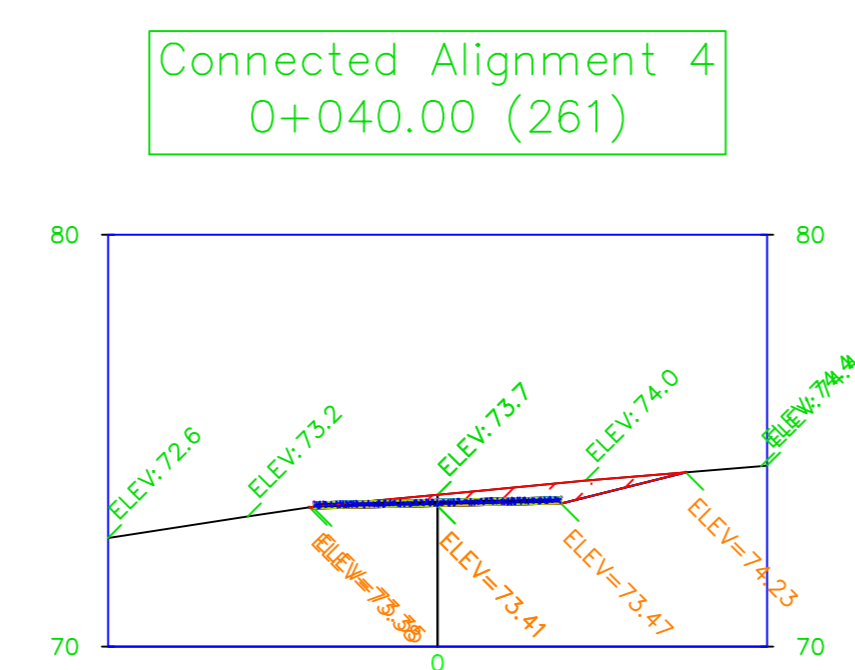
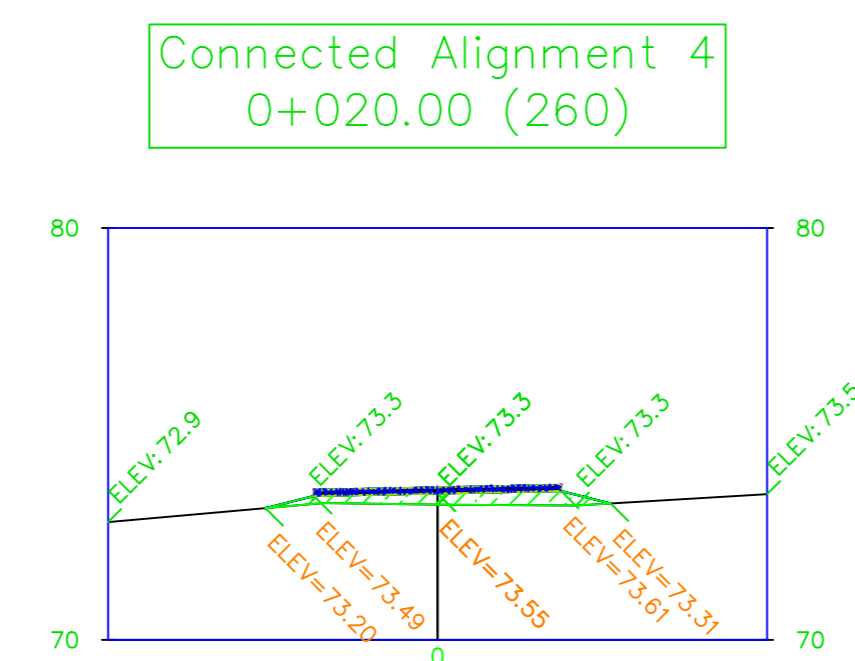
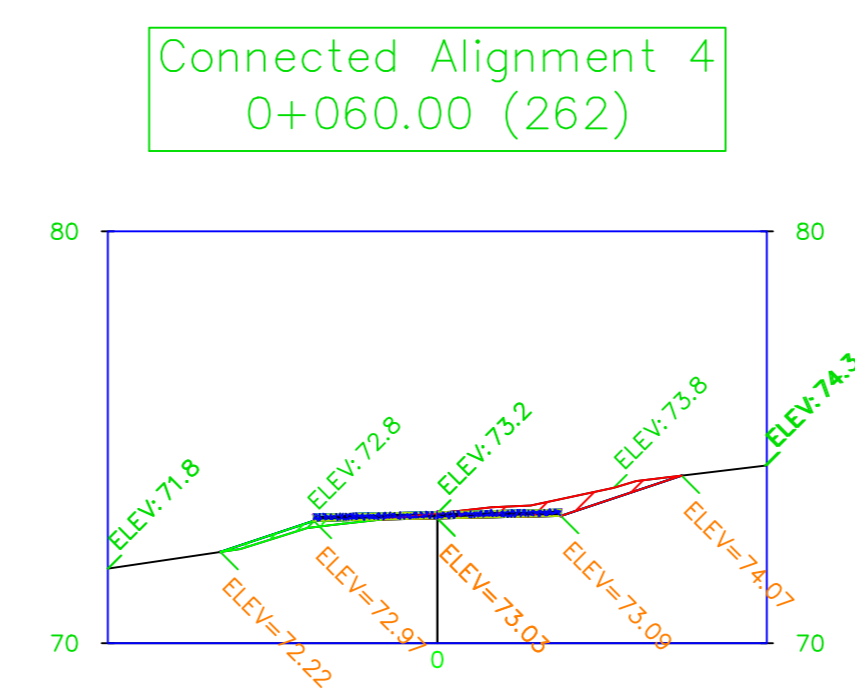
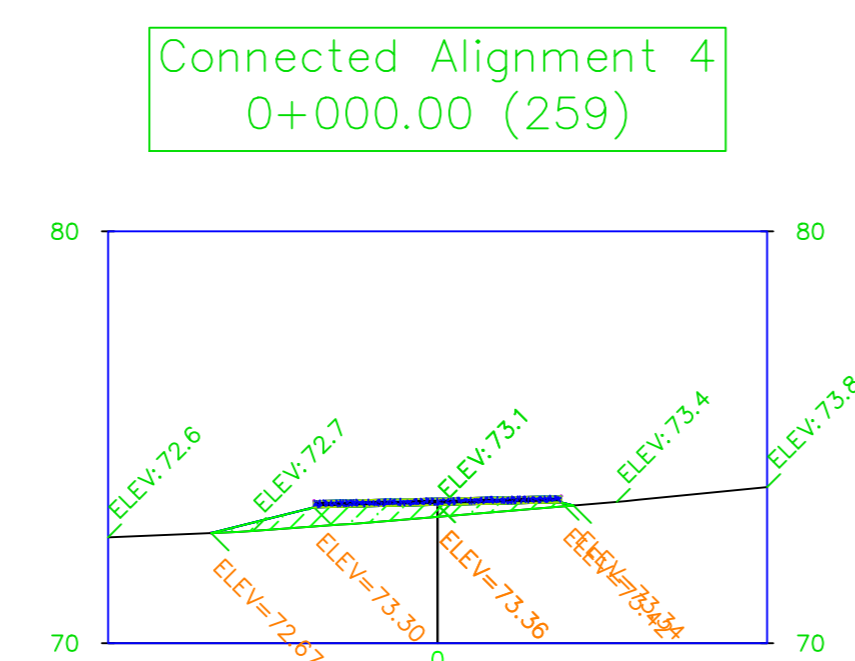
# Connected Alignment Z3 PROFILE



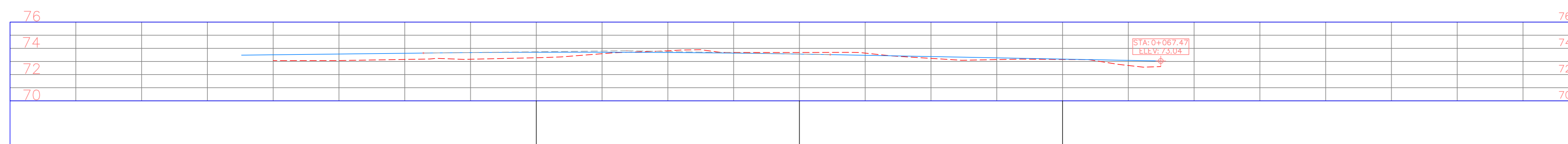


CUT AND FILL Connected Alignment 4						
Station	Fill Area	Cut Area	Fill Volume	Cut Volume	Cumulative Fill Vol	Cumulative Cut Vol
0+000.00	2.35	0.00	0.00	0.00	0.00	0.00
0+020.00	1.92	0.00	42.74	0.00	42.74	0.00
0+040.00	0.00	2.41	19.19	24.10	61.93	24.10
0+060.00	0.34	1.50	3.41	39.07	65.34	63.17

Gravel Connected Alignment 4			
Station	Area	Volume	Cumulative Volume
0+000.00	0.90	0.00	0.00
0+020.00	0.90	18.00	18.00
0+040.00	0.90	18.00	36.00
0+060.00	0.90	18.00	54.00

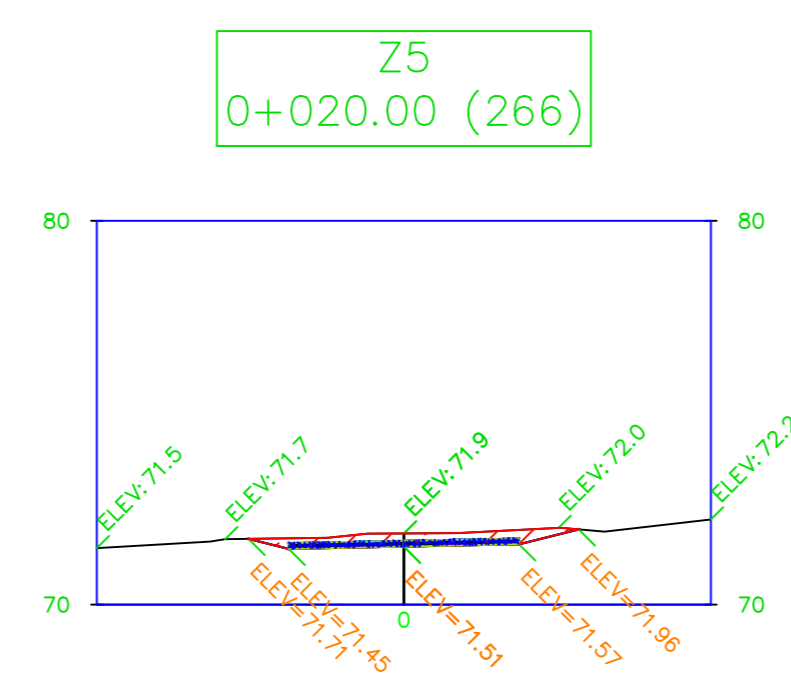
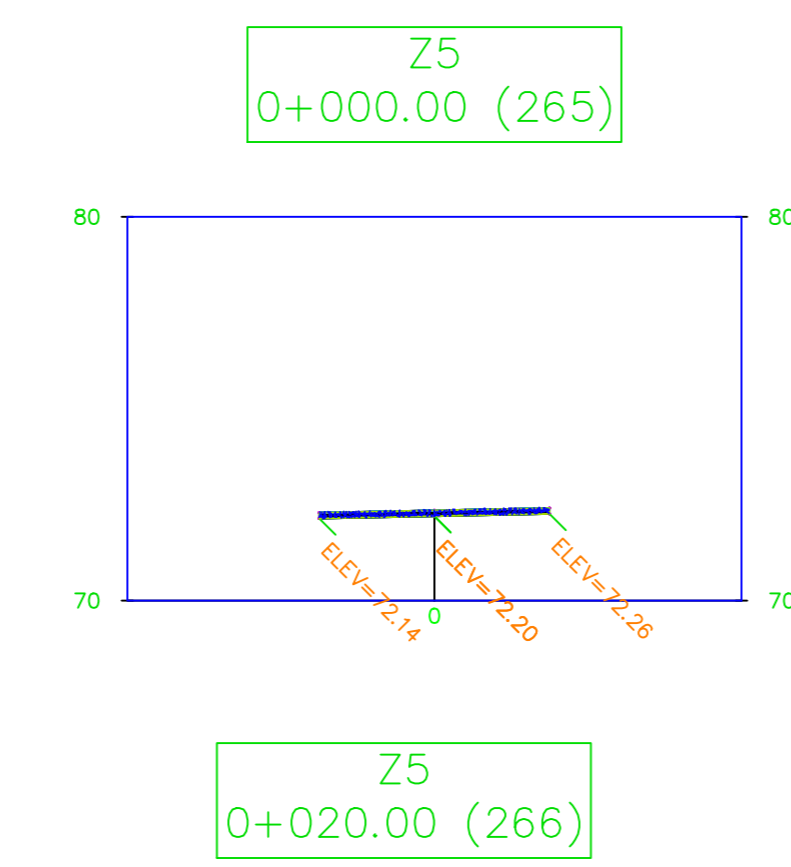
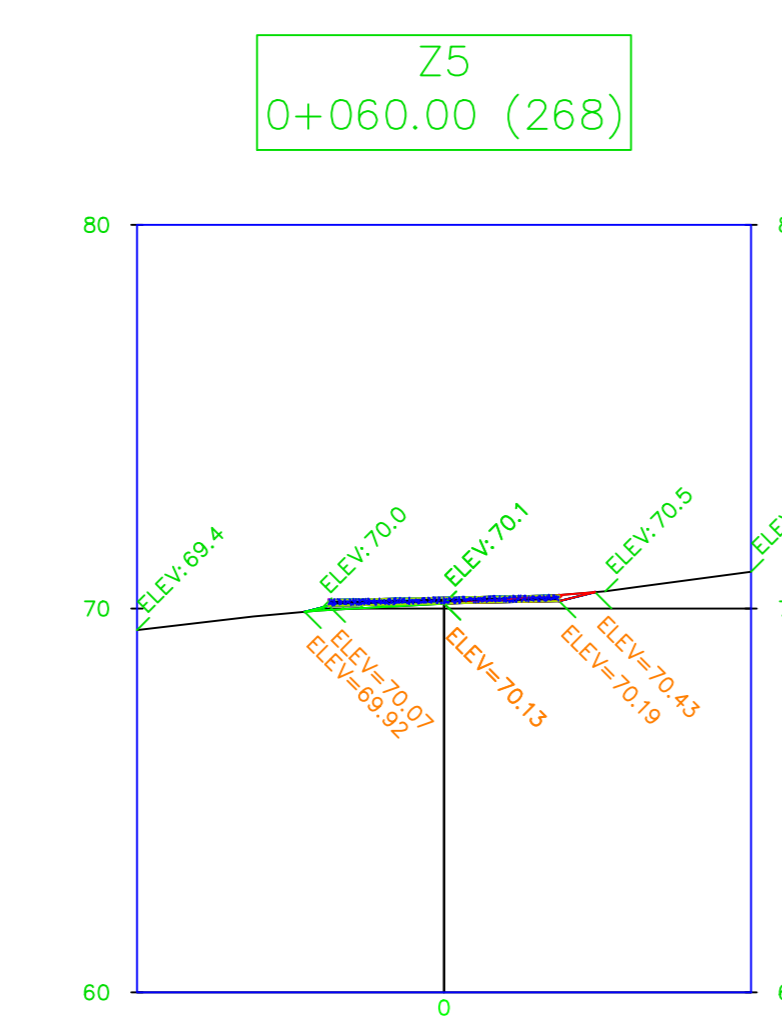
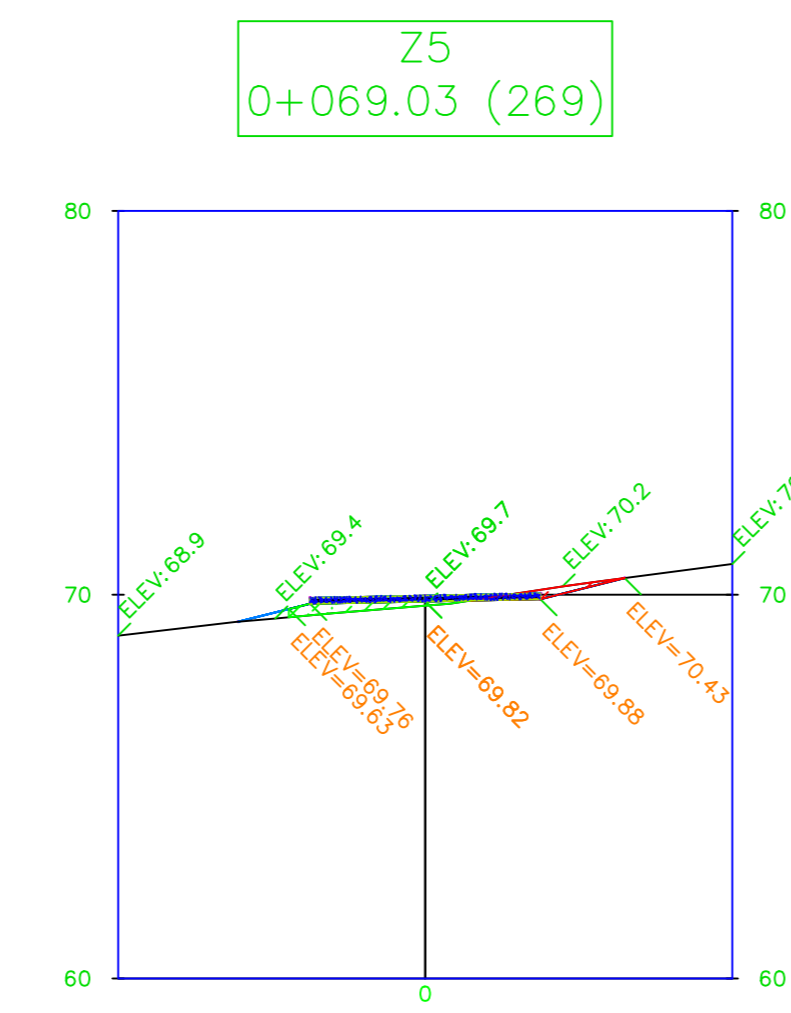
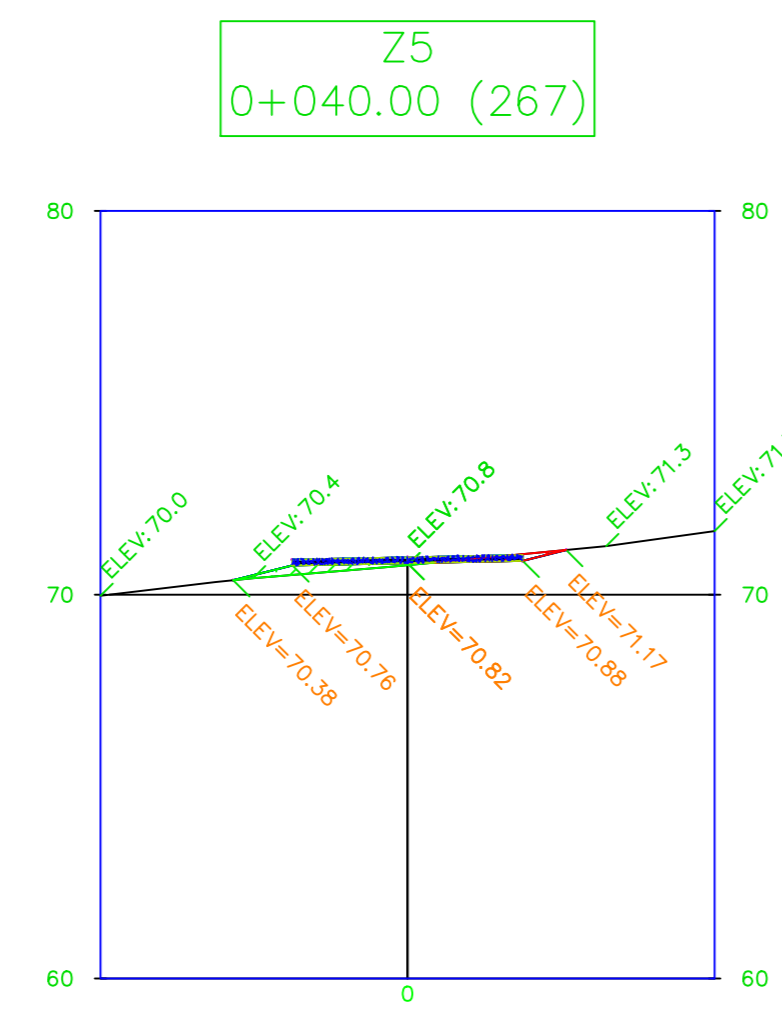


# Connected Alignment 4 PROFILE

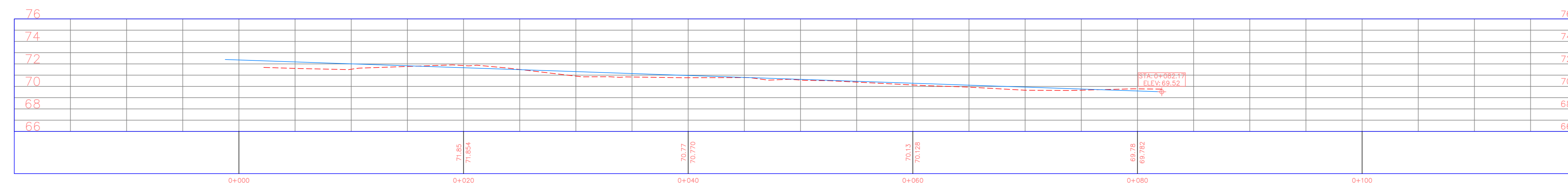


CUT AND FILL Z5						
Station	Fill Area	Cut Area	Fill Volume	Cut Volume	Cumulative Fill Vol	Cumulative Cut Vol
0+000.00	0.00	0.00	0.00	0.00	0.00	0.00
0+020.00	0.00	2.43	0.00	24.31	0.00	24.31
0+040.00	0.66	0.30	6.62	27.32	6.62	51.63
0+060.00	0.21	0.28	8.69	5.81	15.31	57.44
0+069.03	0.83	0.50	4.67	3.52	19.98	60.96

Gravel Z5			
Station	Area	Volume	Cumulative Volume
0+000.00	0.90	0.00	0.00
0+020.00	0.90	18.00	18.00
0+040.00	0.90	18.00	36.00
0+060.00	0.90	18.00	54.00
0+069.03	0.90	8.12	62.12

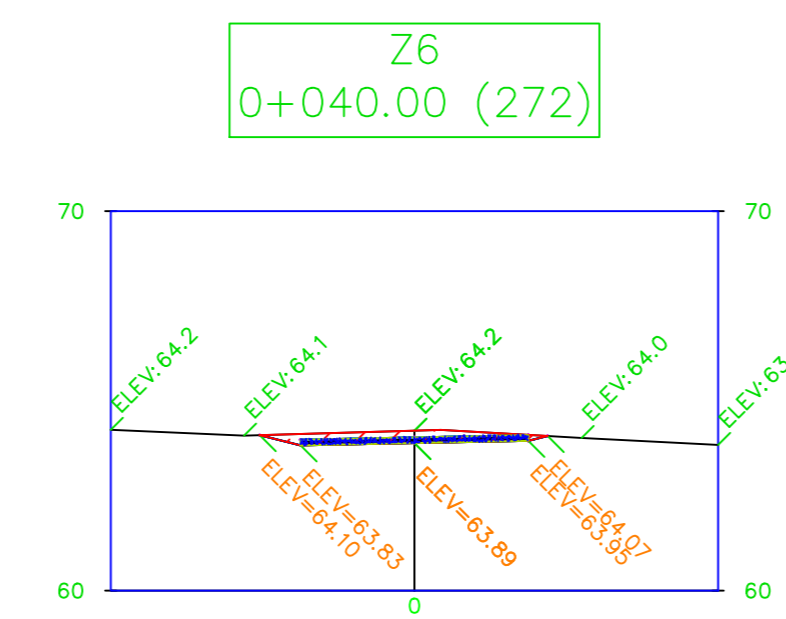
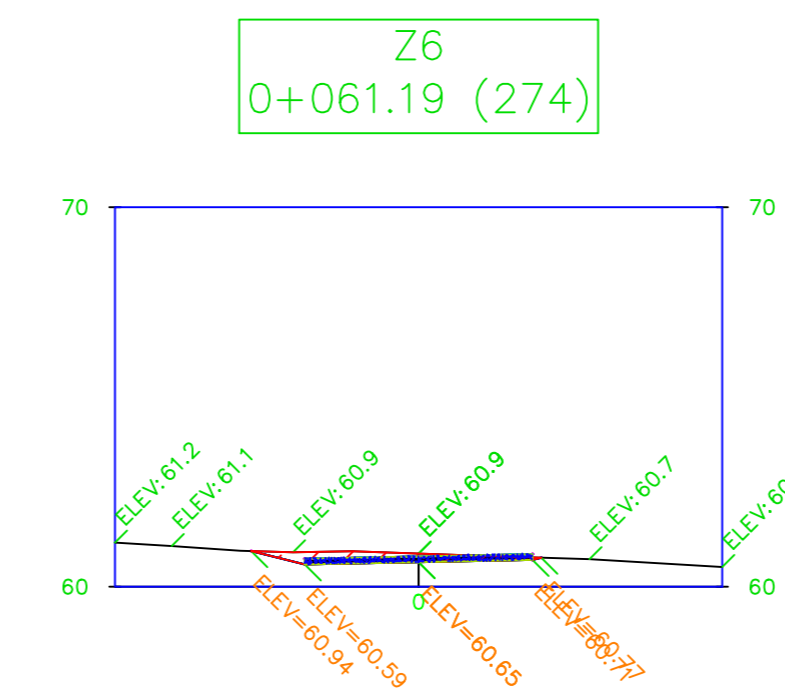
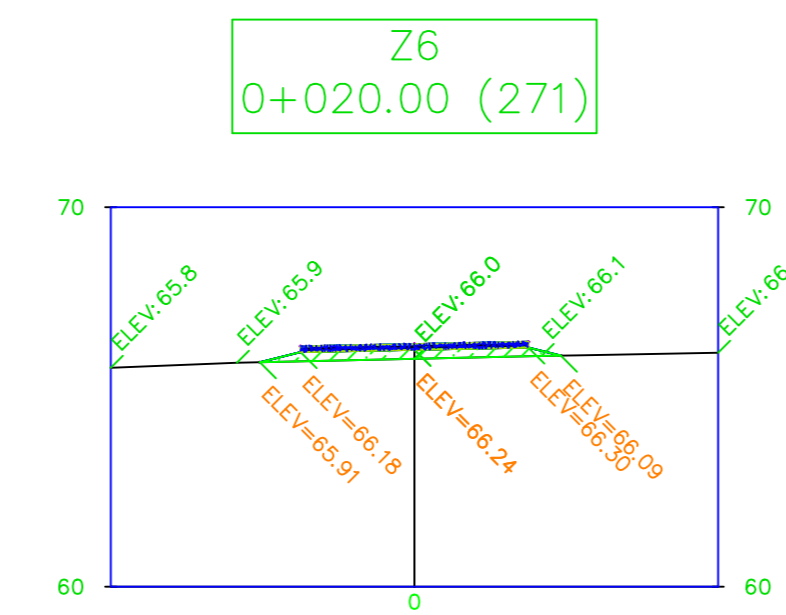
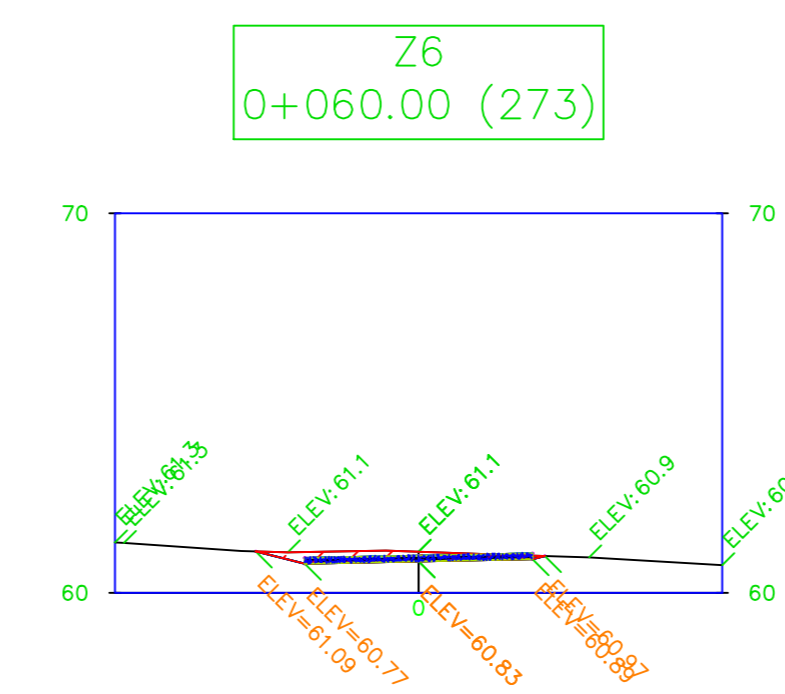
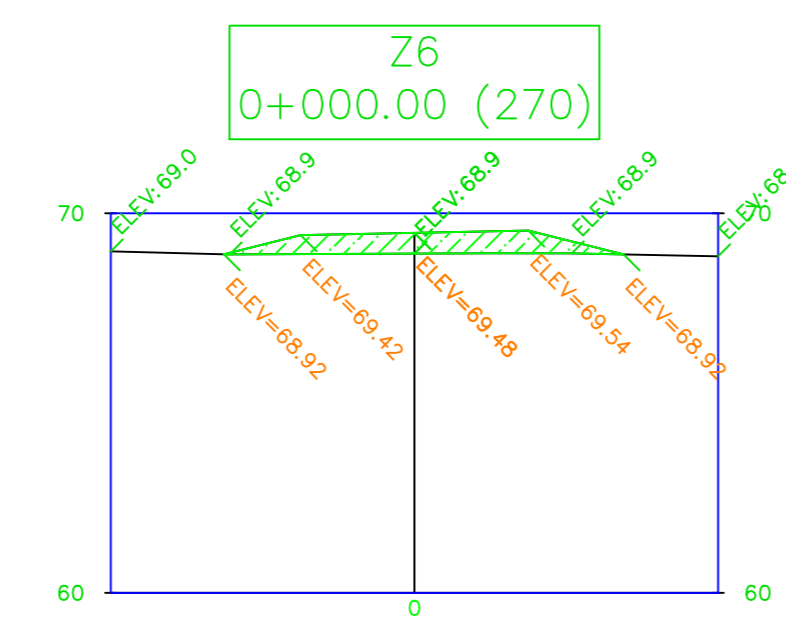


# Z5 PROFILE

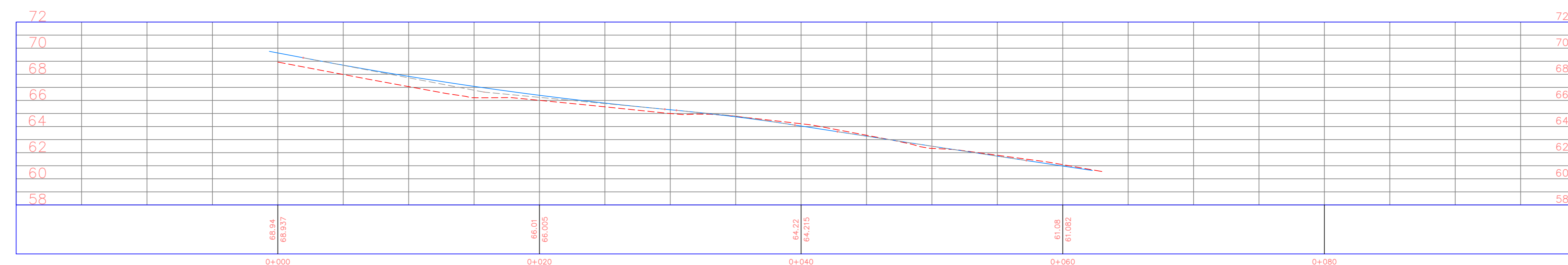


CUT AND FILL Z6						
Station	Fill Area	Cut Area	Fill Volume	Cut Volume	Cumulative Fill Vol	Cumulative Cut Vol
0+000.00	4.53	0.00	0.00	0.00	0.00	0.00
0+020.00	1.66	0.00	61.85	0.00	61.85	0.00
0+040.00	0.00	1.94	16.56	19.39	78.41	19.39
0+060.00	0.00	1.61	0.00	35.50	78.41	54.90
0+061.19	0.00	1.55	0.00	1.89	78.41	56.78

Gravel Z6			
Station	Area	Volume	Cumulative Volume
0+000.00	0.00	0.00	0.00
0+020.00	0.90	9.00	9.00
0+040.00	0.90	18.00	27.00
0+060.00	0.90	18.00	45.00
0+061.19	0.90	1.07	46.07

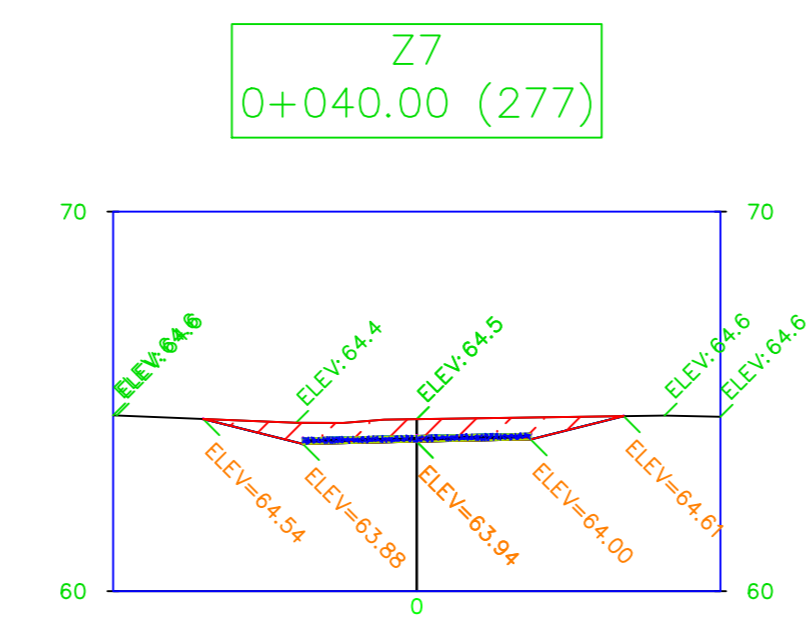
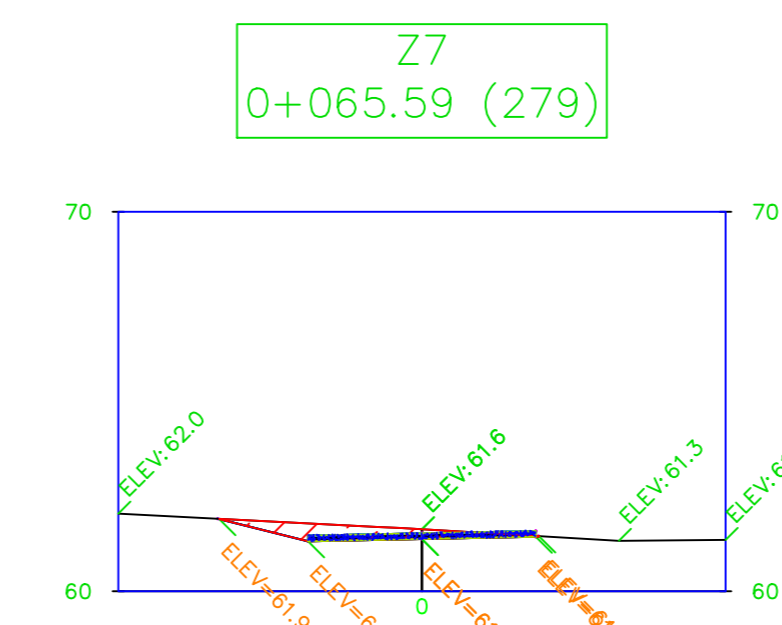
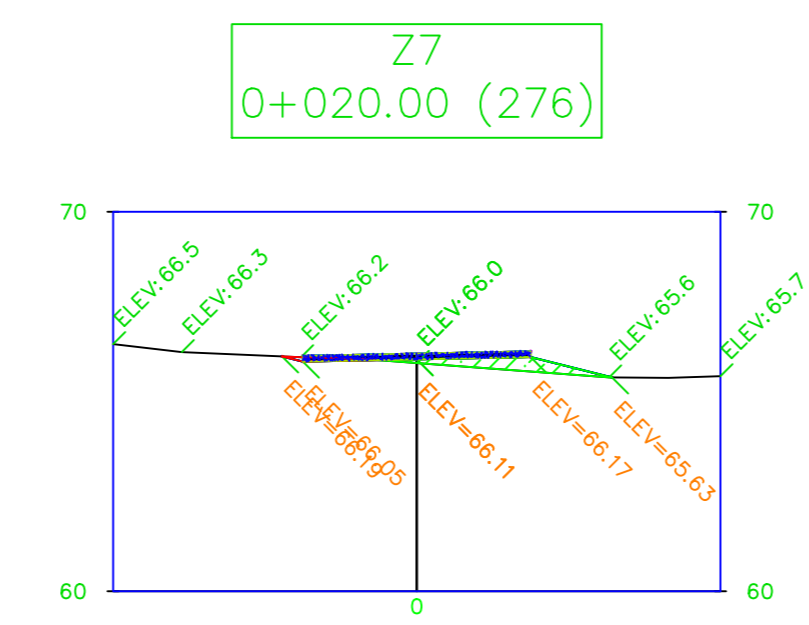
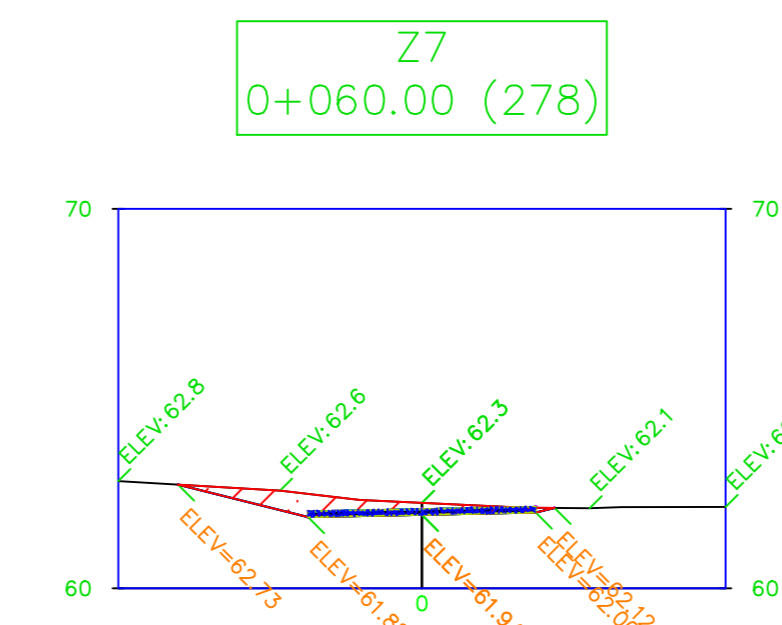
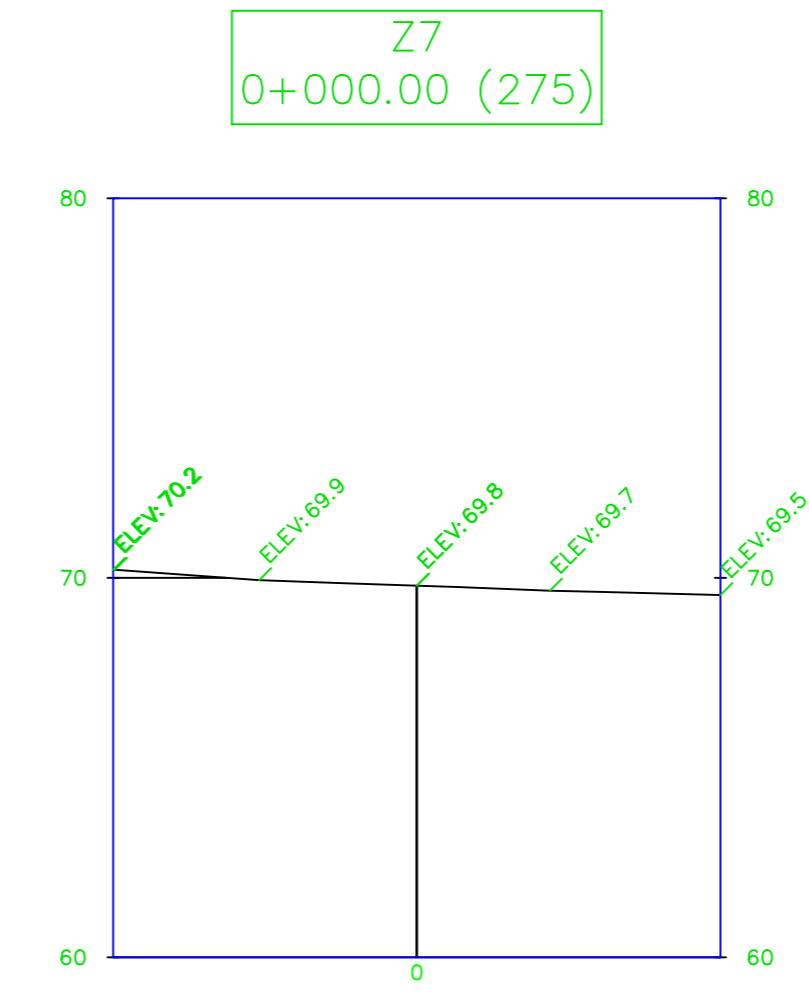


# Z6 PROFILE

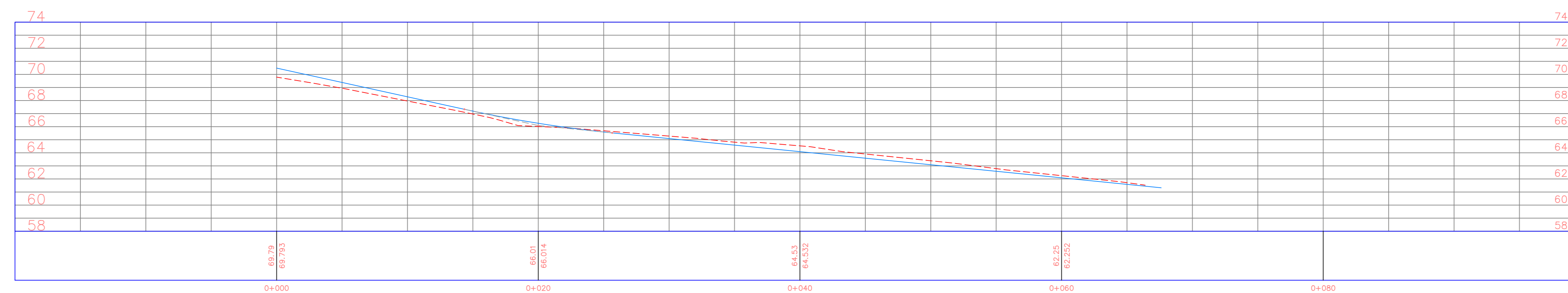


CUT AND FILL Z7						
Station	Fill Area	Cut Area	Fill Volume	Cut Volume	Cumulative Fill Vol	Cumulative Cut Vol
0+000.00	0.00	0.00	0.00	0.00	0.00	0.00
0+020.00	1.18	0.16	11.92	1.62	11.92	1.62
0+040.00	0.00	4.89	11.81	50.51	23.73	52.14
0+060.00	0.00	3.10	0.00	79.87	23.73	132.01
0+065.59	0.00	2.08	0.00	14.48	23.73	146.49

Gravel Z7			
Station	Area	Volume	Cumulative Volume
0+000.00	0.00	0.00	0.00
0+020.00	0.90	9.00	9.00
0+040.00	0.90	18.00	27.00
0+060.00	0.90	18.00	45.00
0+065.59	0.90	5.03	50.03



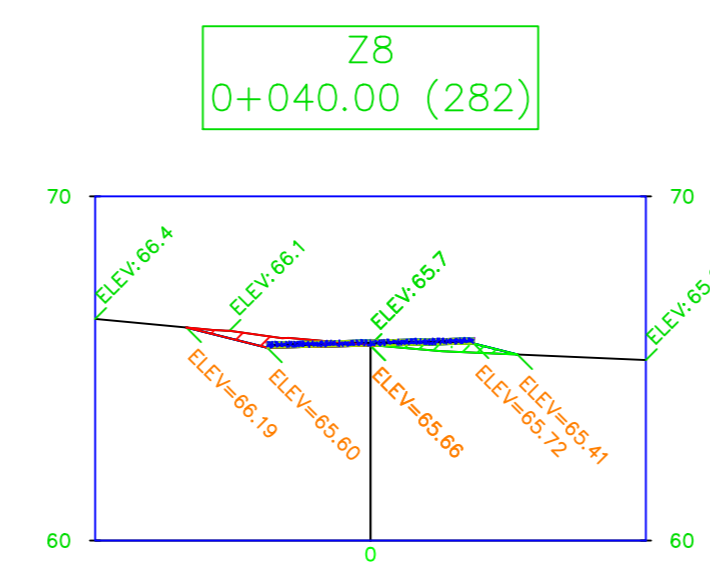
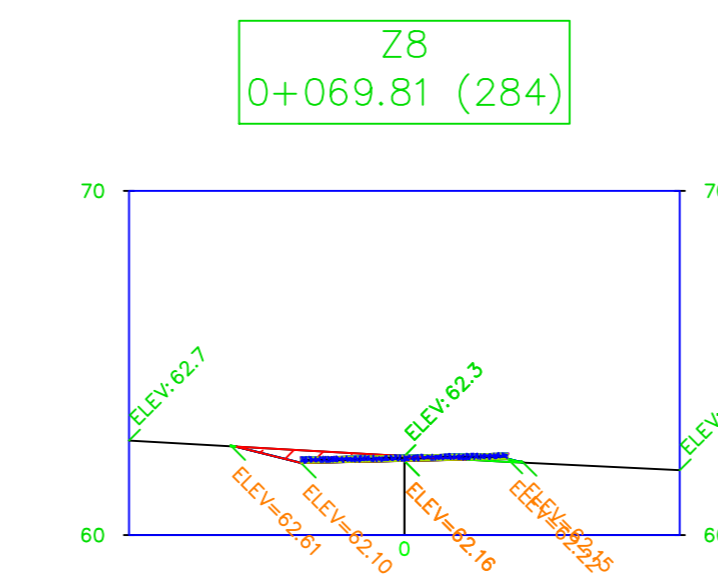
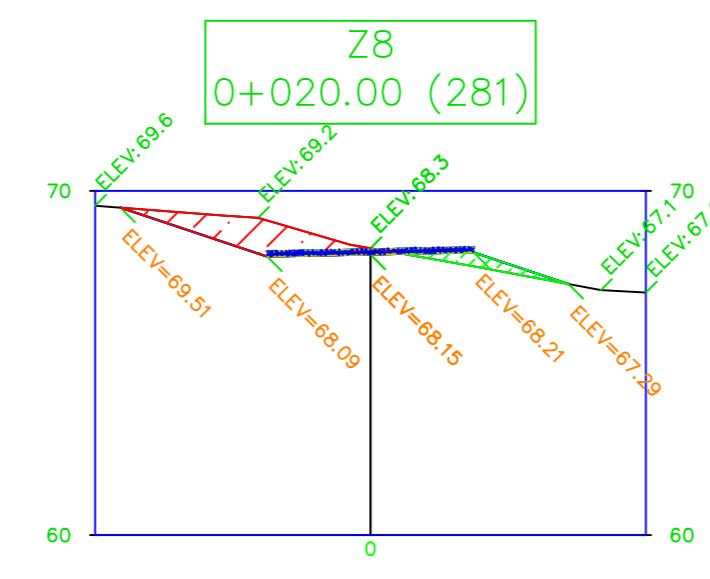
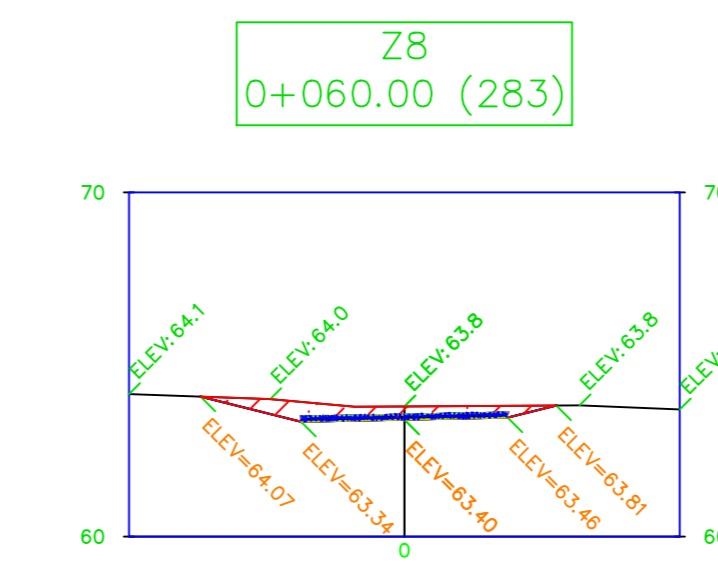
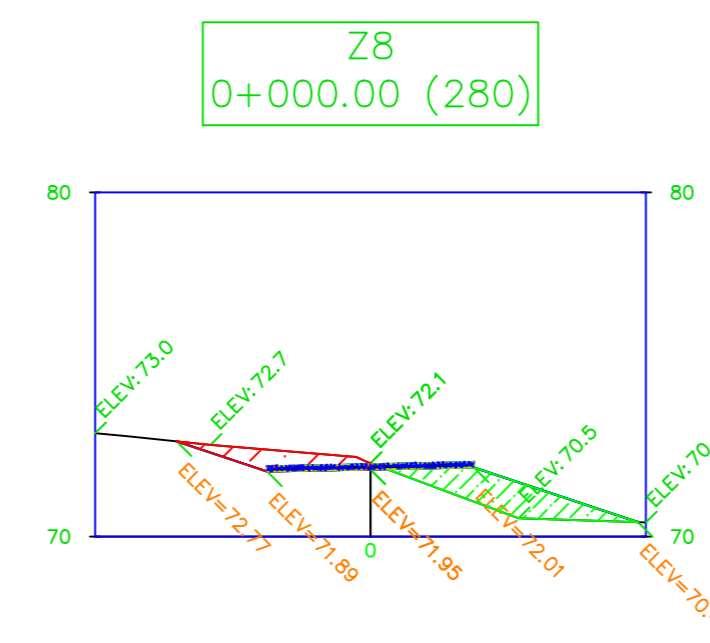
# Z7 PROFILE



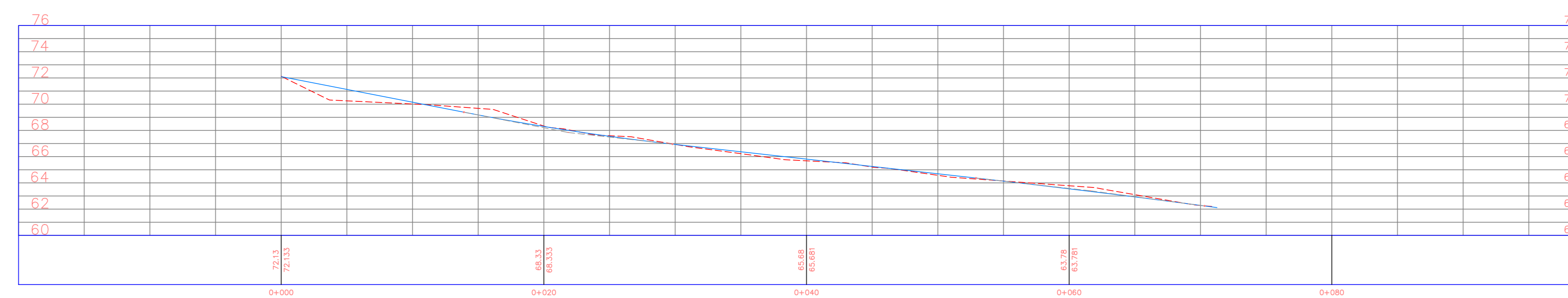


CUT AND FILL Z8						
Station	Fill Area	Cut Area	Fill Volume	Cut Volume	Cumulative Fill Vol	Cumulative Cut Vol
0+000.00	4.39	2.28	0.00	0.00	0.00	0.00
0+020.00	0.97	4.18	53.57	64.64	53.57	64.64
0+040.00	0.58	0.96	15.44	51.43	69.01	116.08
0+060.00	0.00	3.56	5.76	45.23	74.77	161.31
0+069.81	0.07	1.24	0.37	23.56	75.13	184.86

Gravel Z8			
Station	Area	Volume	Cumulative Volume
0+000.00	0.90	0.00	0.00
0+020.00	0.90	18.00	18.00
0+040.00	0.90	18.00	36.00
0+060.00	0.90	18.00	54.00
0+069.81	0.90	8.82	62.82

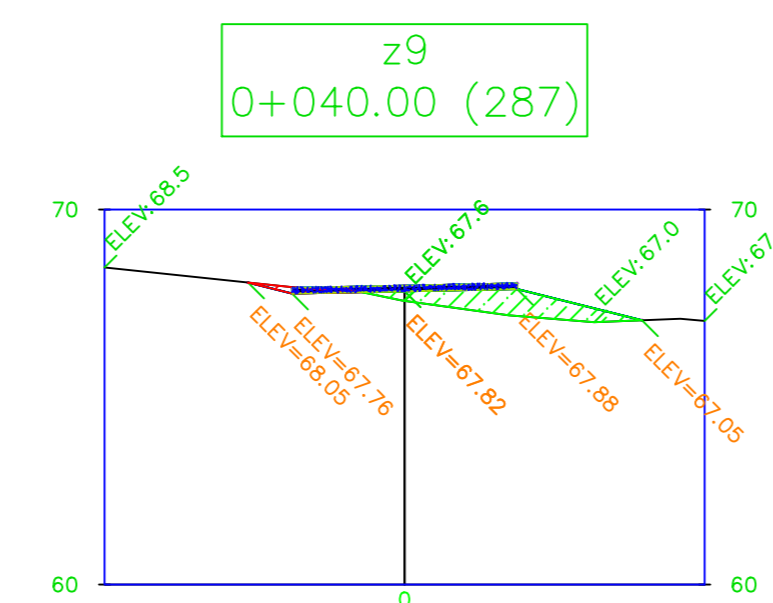
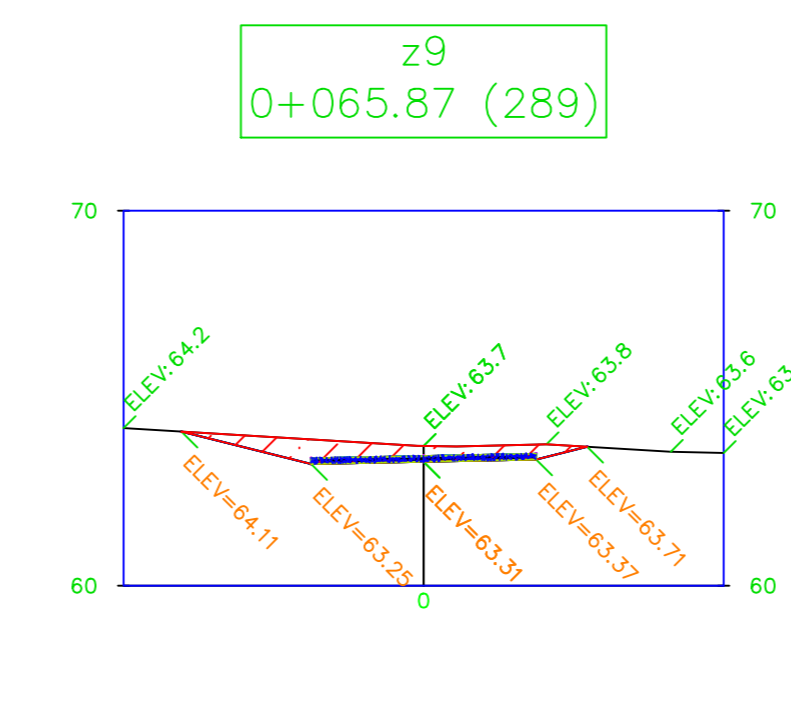
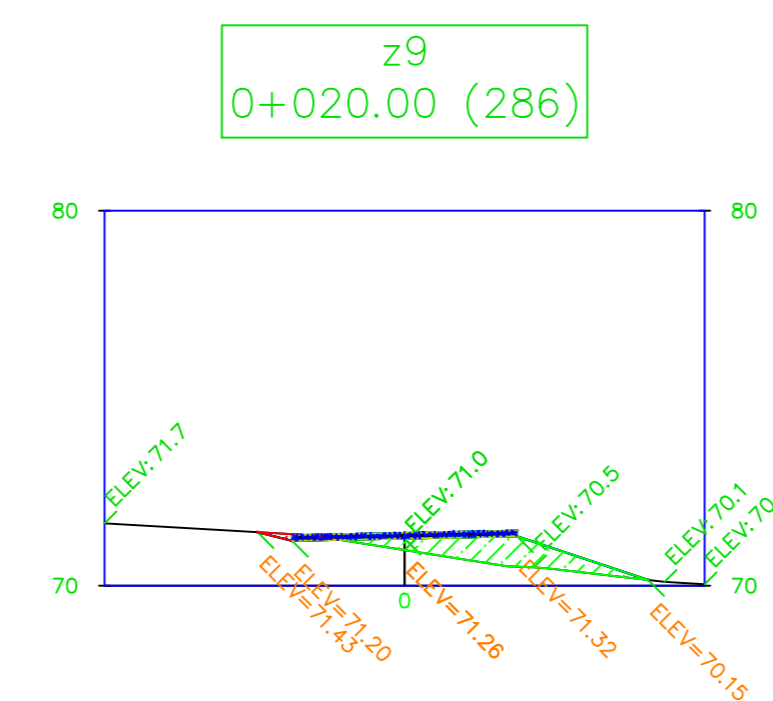
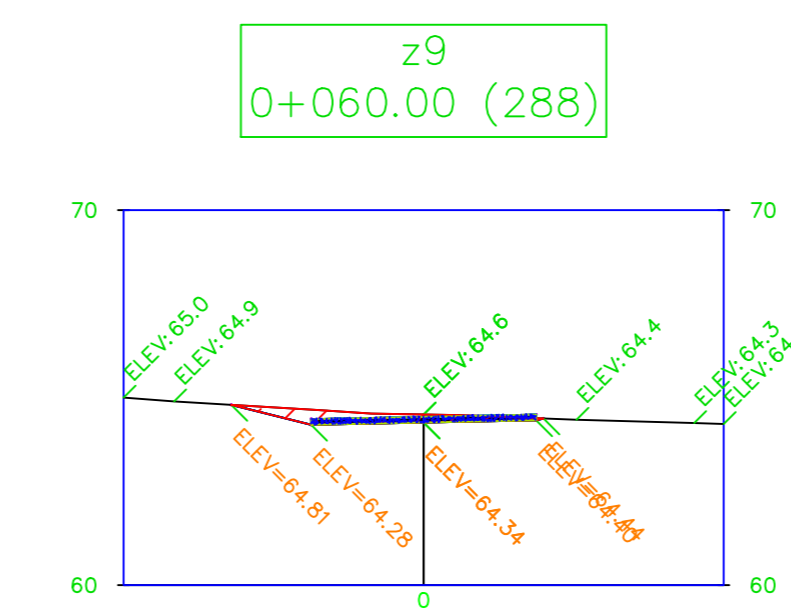
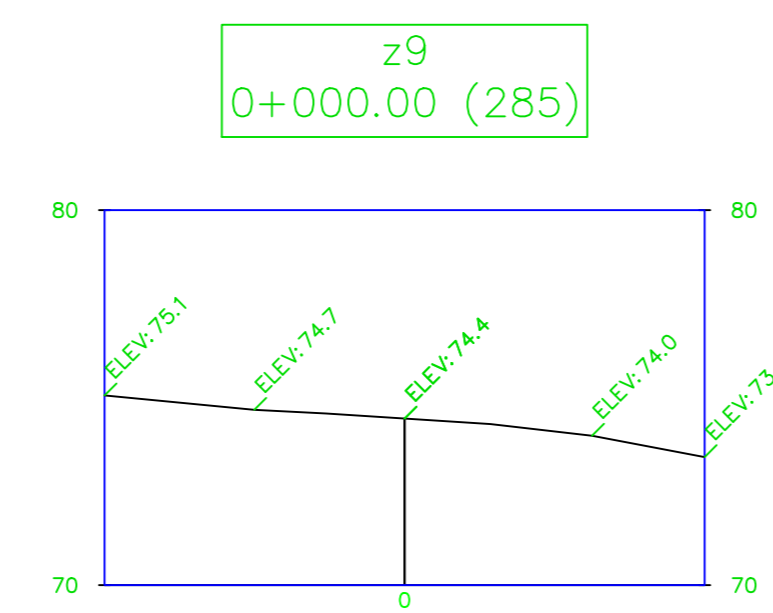


# Z8 PROFILE

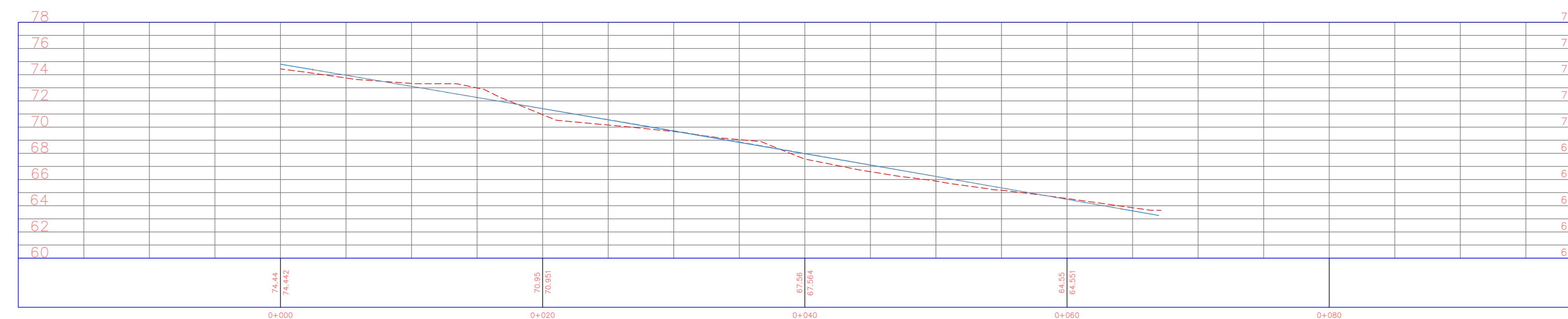


CUT AND FILL z9						
Station	Fill Area	Cut Area	Fill Volume	Cut Volume	Cumulative Fill Vol	Cumulative Cut Vol
0+000.00	0.00	0.00	0.00	0.00	0.00	0.00
0+020.00	3.33	0.21	33.27	2.13	33.27	2.13
0+040.00	2.98	0.29	63.10	5.04	96.38	7.17
0+060.00	0.00	1.74	29.83	20.28	126.21	27.45
0+065.87	0.00	4.21	0.00	17.46	126.21	44.91

Gravel z9			
Station	Area	Volume	Cumulative Volume
0+000.00	0.00	0.00	0.00
0+020.00	0.90	9.00	9.00
0+040.00	0.90	18.00	27.00
0+060.00	0.90	18.00	45.00
0+065.87	0.90	5.28	50.28

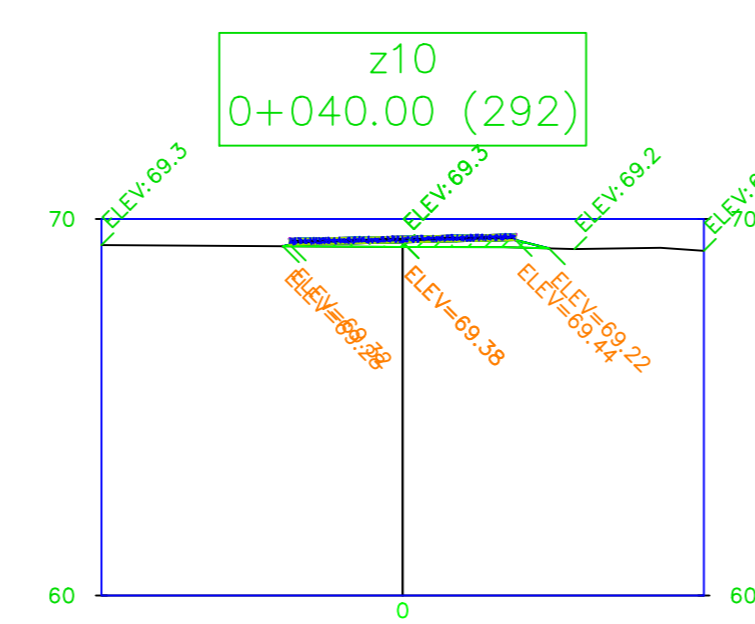
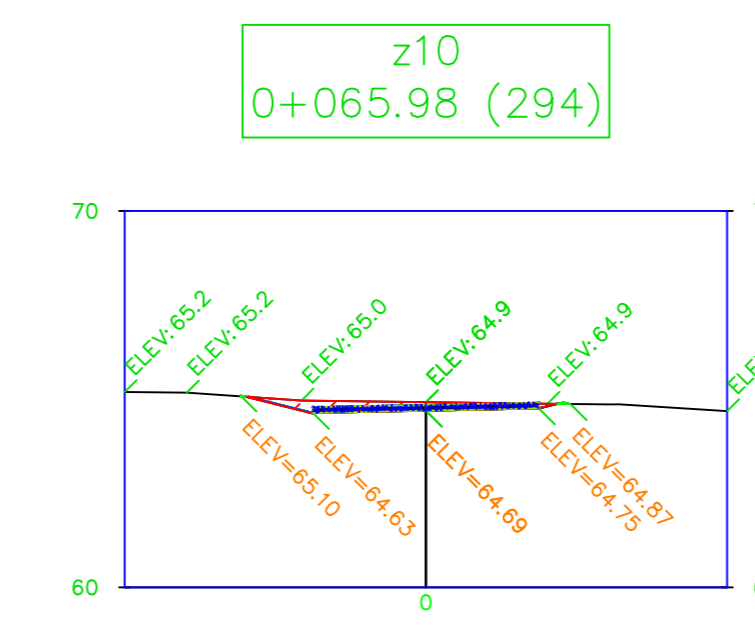
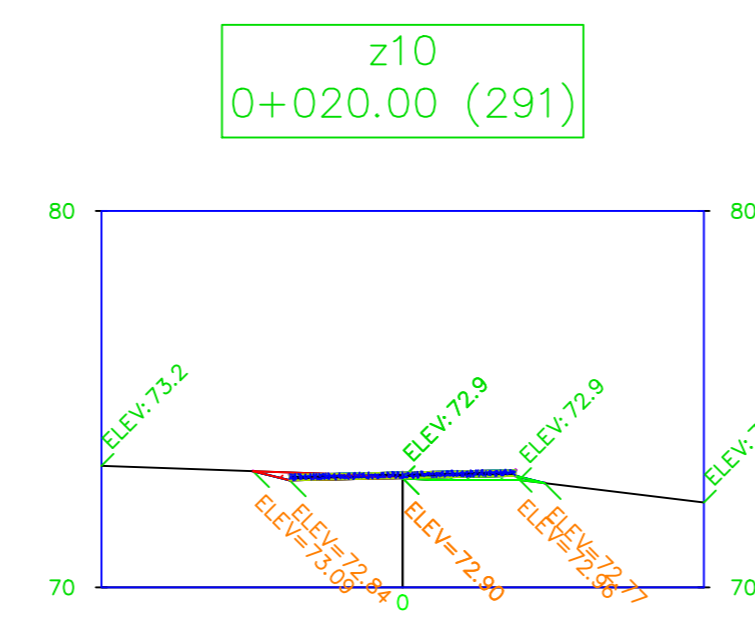
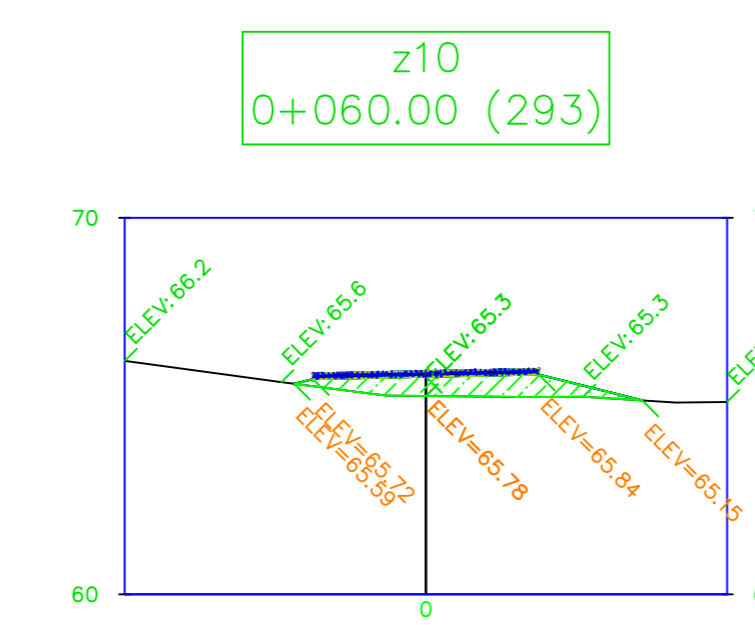
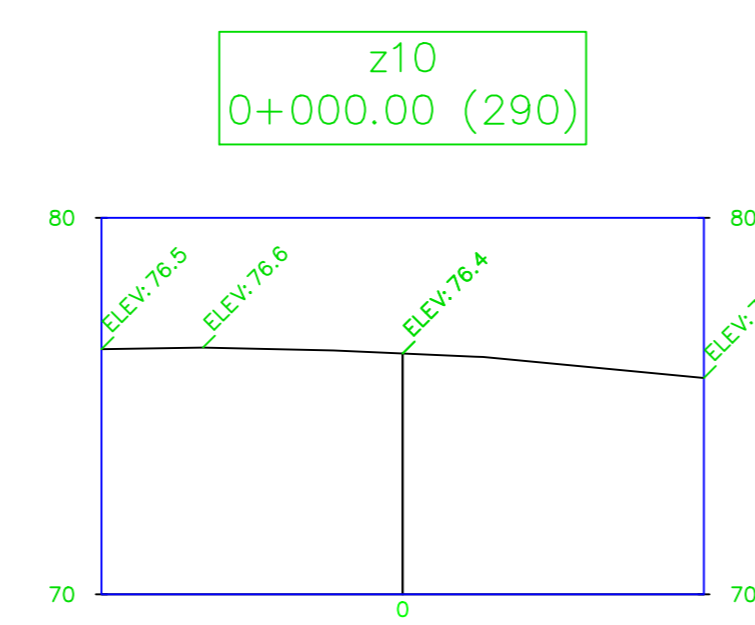


# z9 PROFILE

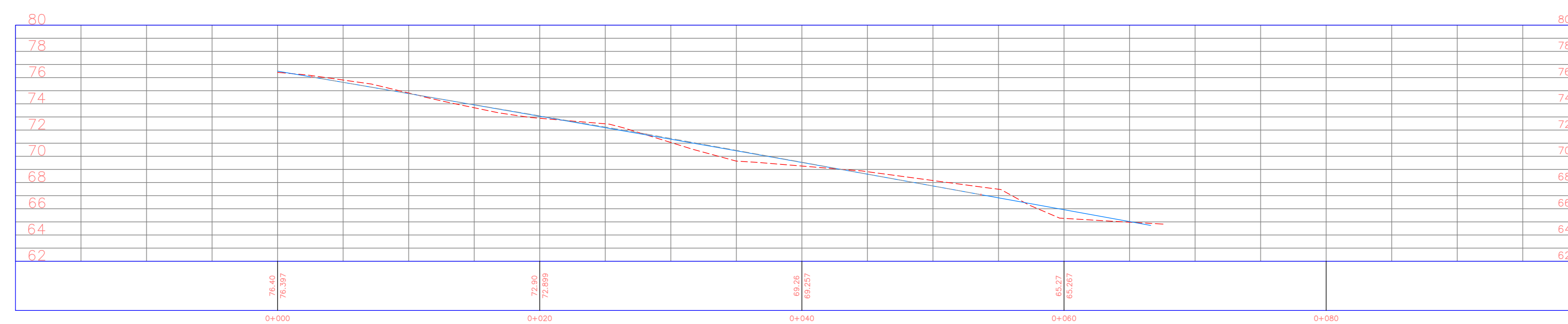


CUT AND FILL z10						
Station	Fill Area	Cut Area	Fill Volume	Cut Volume	Cumulative Fill Vol	Cumulative Cut Vol
0+000.00	0.00	0.00	0.00	0.00	0.00	0.00
0+020.00	0.26	0.44	2.61	4.40	2.61	4.40
0+040.00	0.82	0.00	10.81	4.40	13.42	8.80
0+060.00	3.64	0.00	44.60	0.00	58.02	8.80
0+065.98	0.01	1.68	10.91	5.04	68.92	13.83

Gravel z10			
Station	Area	Volume	Cumulative Volume
0+000.00	0.00	0.00	0.00
0+020.00	0.90	9.00	9.00
0+040.00	0.90	18.00	27.00
0+060.00	0.90	18.00	45.00
0+065.98	0.90	5.38	50.38

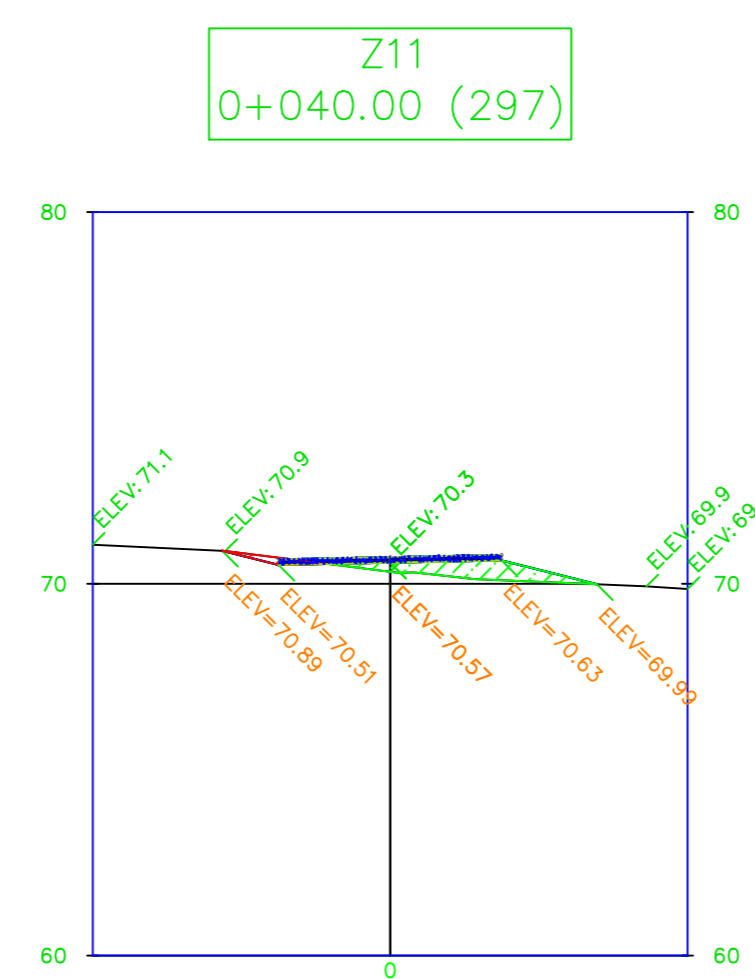
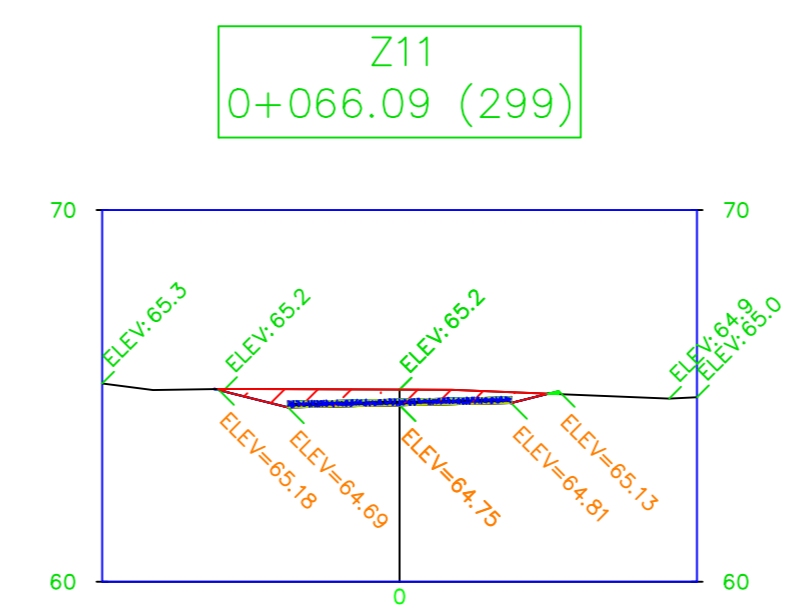
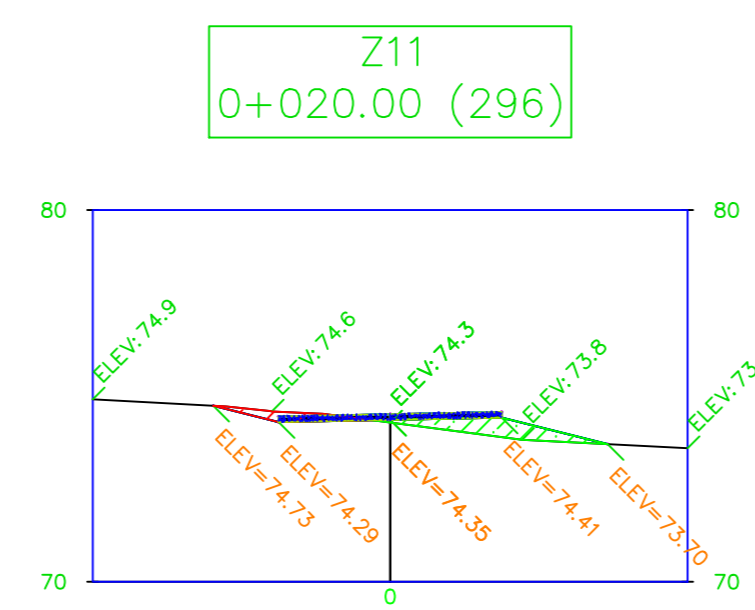
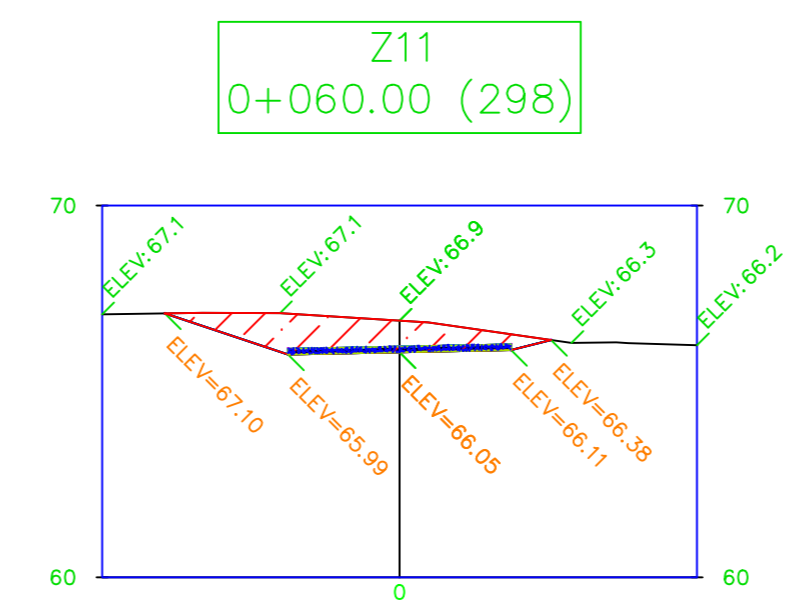
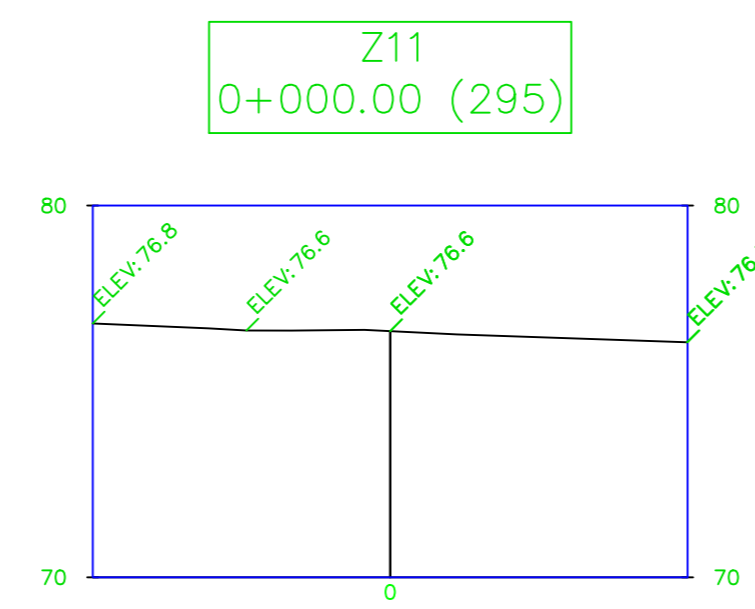


# z10 PROFILE

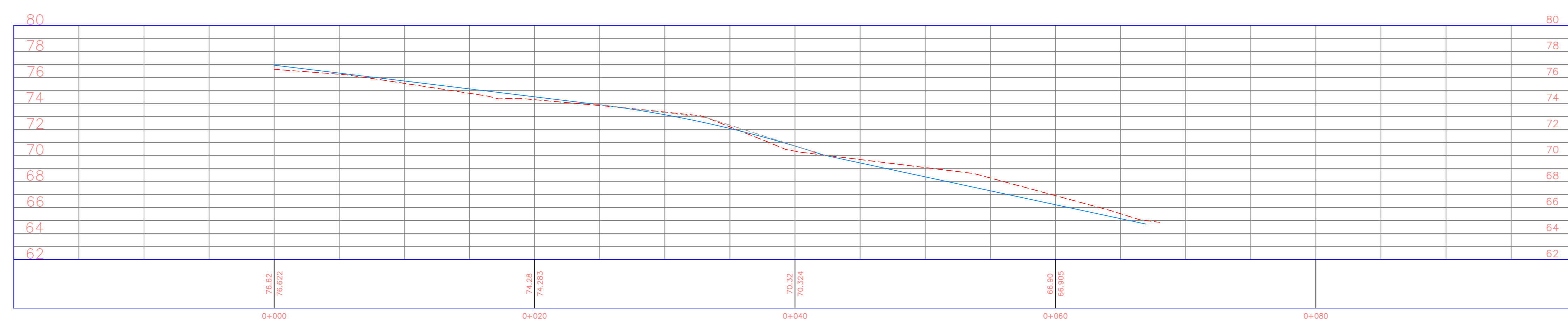


CUT AND FILL Z11						
Station	Fill Area	Cut Area	Fill Volume	Cut Volume	Cumulative Fill Vol	Cumulative Cut Vol
0+000.00	0.00	0.00	0.00	0.00	0.00	0.00
0+020.00	1.71	0.67	17.08	6.70	17.08	6.70
0+040.00	2.05	0.28	37.57	9.51	54.65	16.20
0+060.00	0.00	6.99	20.49	72.75	75.14	88.95
0+066.09	0.01	3.10	0.04	30.75	75.17	119.70

Gravel Z11			
Station	Area	Volume	Cumulative Volume
0+000.00	0.00	0.00	0.00
0+020.00	0.90	9.00	9.00
0+040.00	0.90	18.00	27.00
0+060.00	0.90	18.00	45.00
0+066.09	0.90	5.48	50.48



# Z11 PROFILE



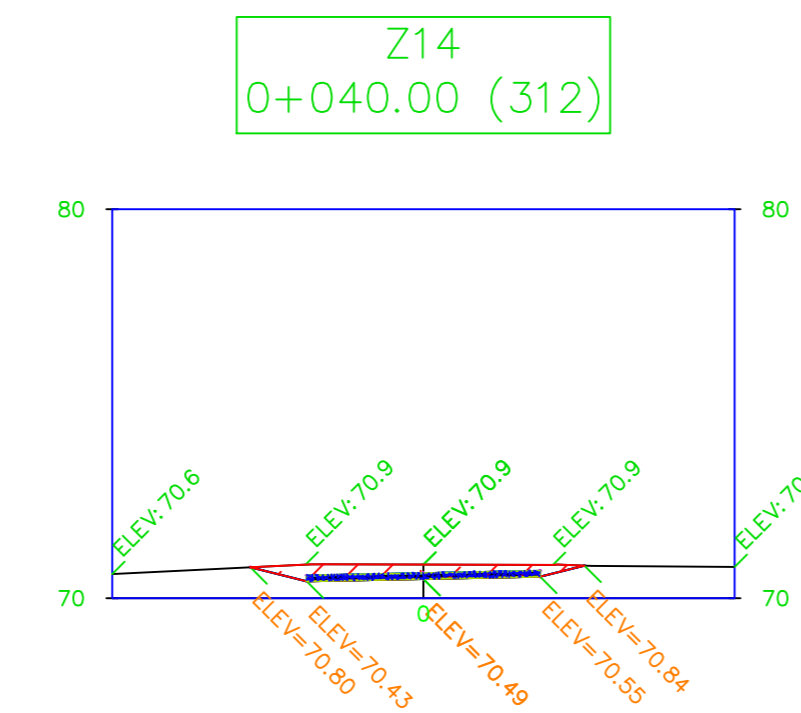
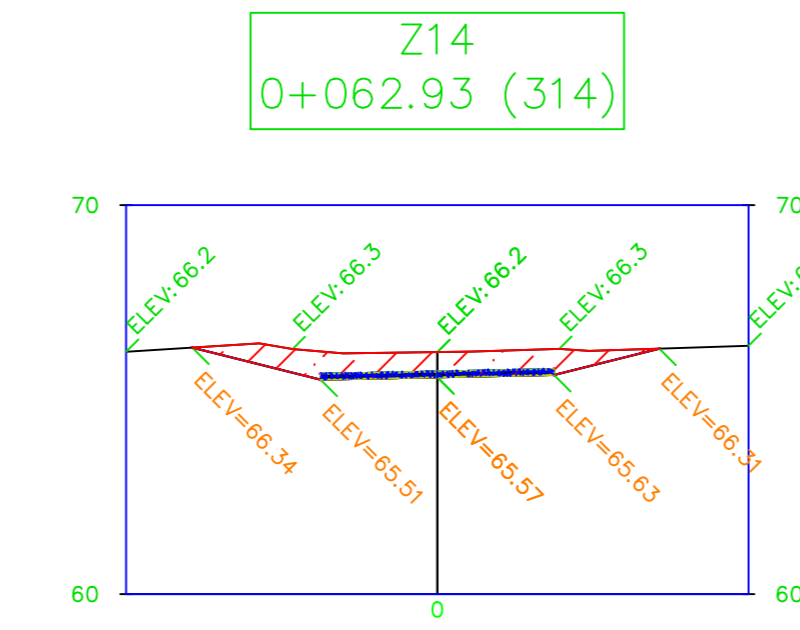
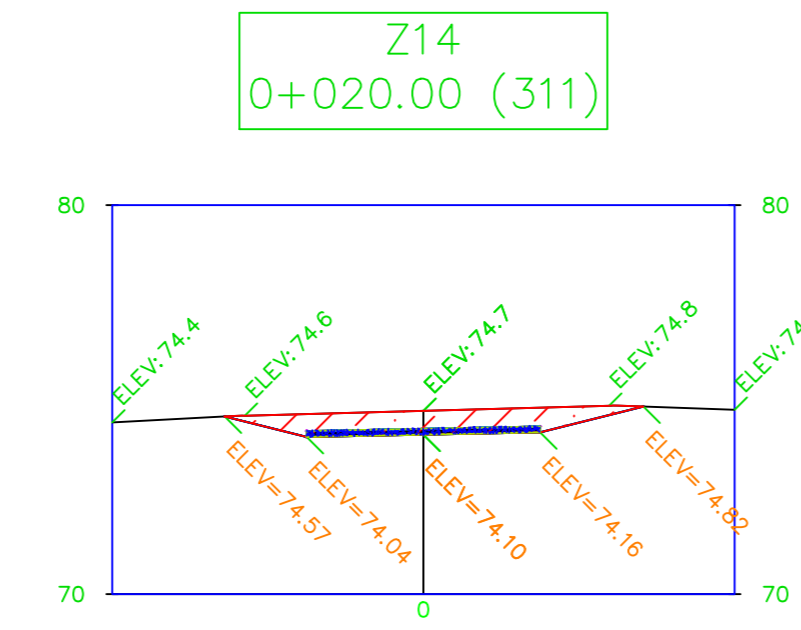
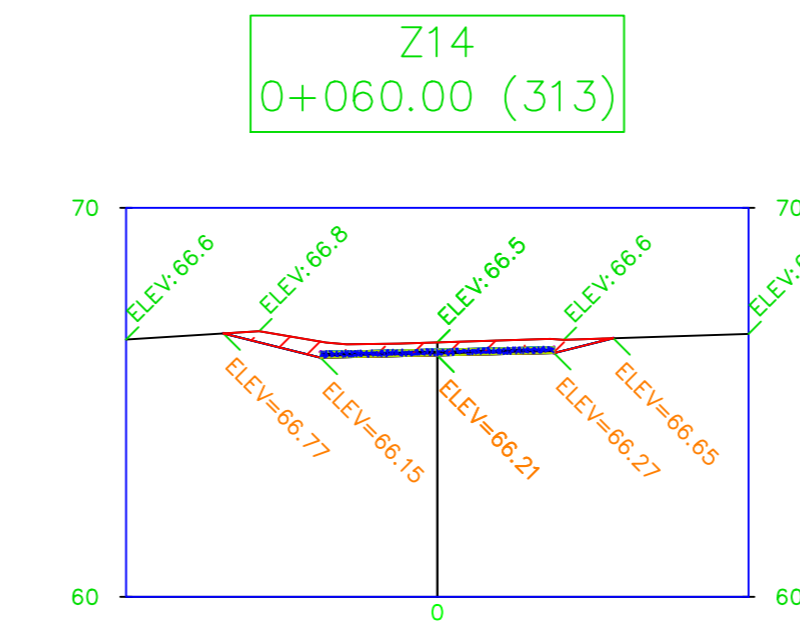
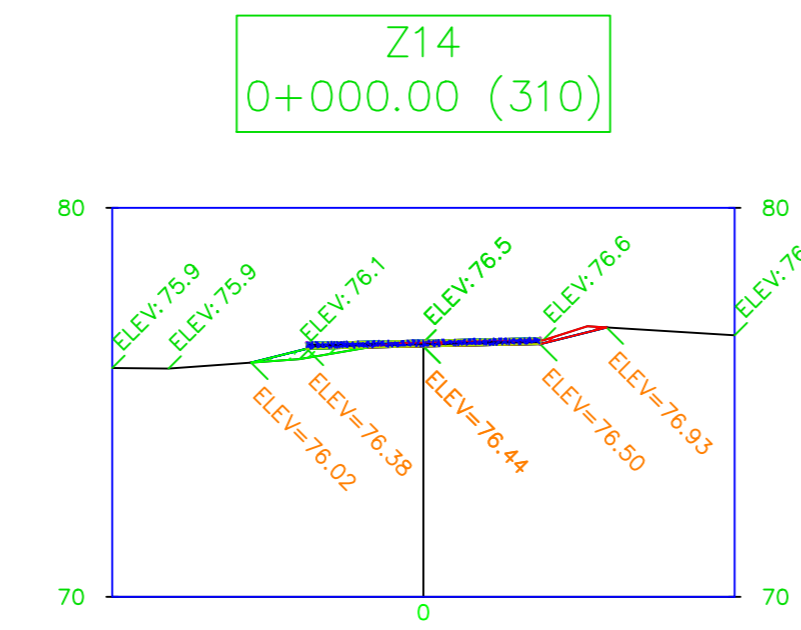




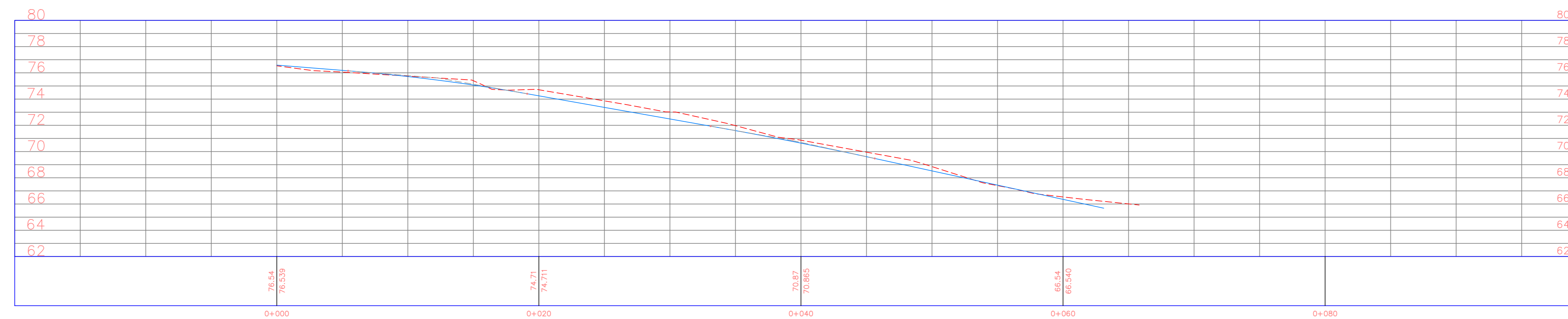


CUT AND FILL Z14						
Station	Fill Area	Cut Area	Fill Volume	Cut Volume	Cumulative Fill Vol	Cumulative Cut Vol
0+000.00	0.37	0.62	0.00	0.00	0.00	0.00
0+020.00	0.00	5.18	3.67	58.01	3.67	58.01
0+040.00	0.00	2.72	0.00	79.06	3.67	137.07
0+060.00	0.00	3.00	0.00	57.24	3.67	194.31
0+062.93	0.00	6.23	0.00	13.50	3.67	207.81

Gravel Z14			
Station	Area	Volume	Cumulative Volume
0+000.00	0.90	0.00	0.00
0+020.00	0.90	18.00	18.00
0+040.00	0.90	18.00	36.00
0+060.00	0.90	18.00	54.00
0+062.93	0.90	2.63	56.63

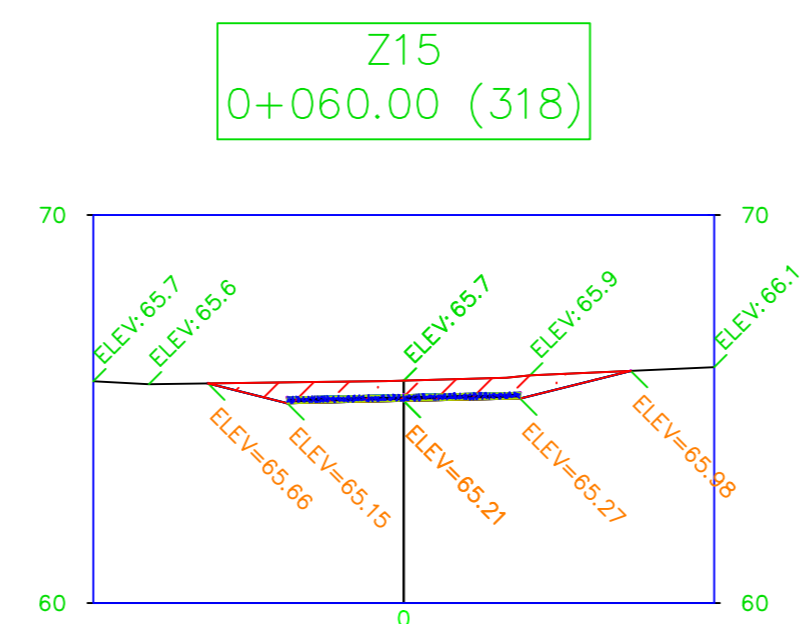
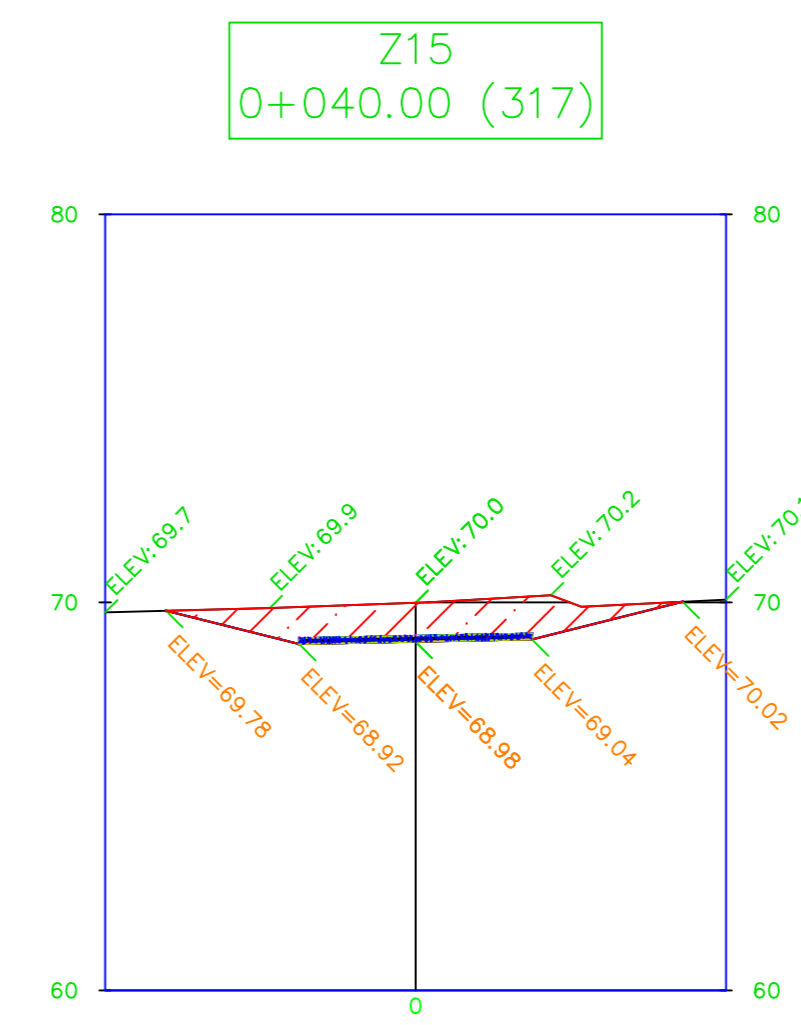
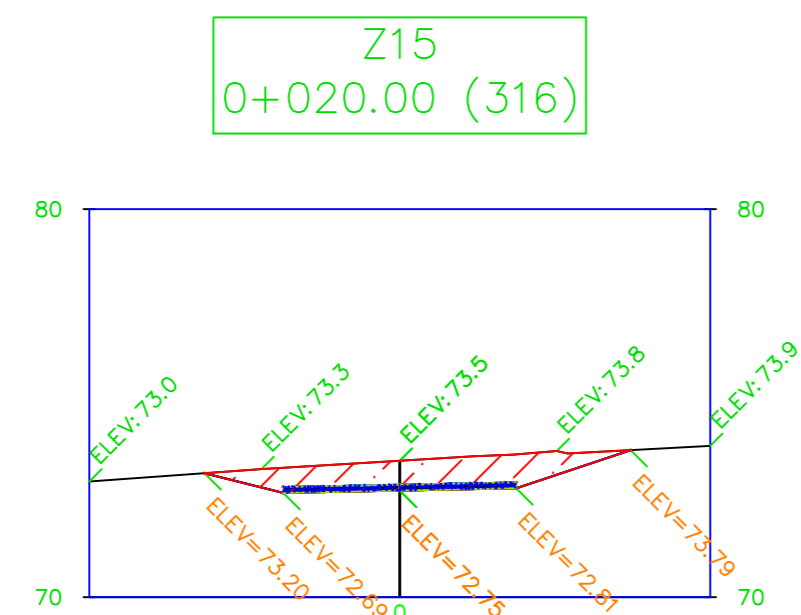
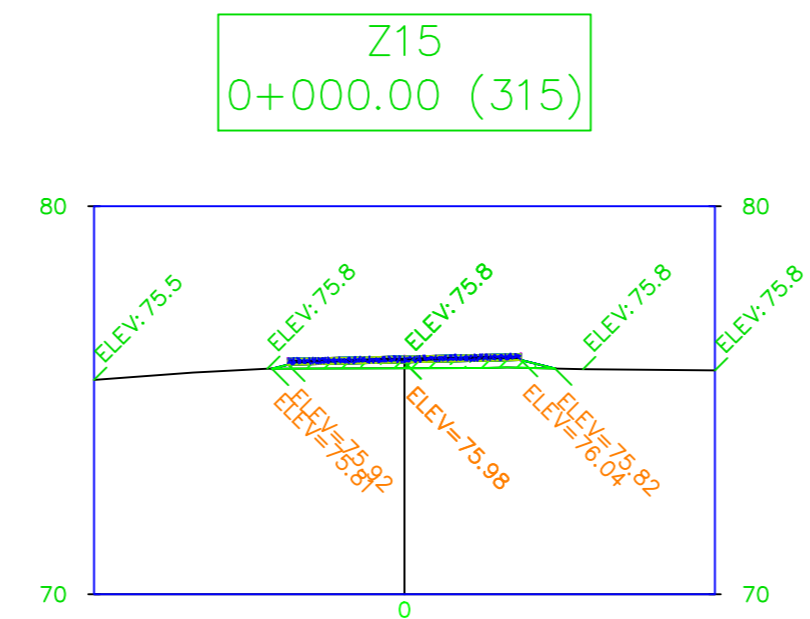


# Z14 PROFILE

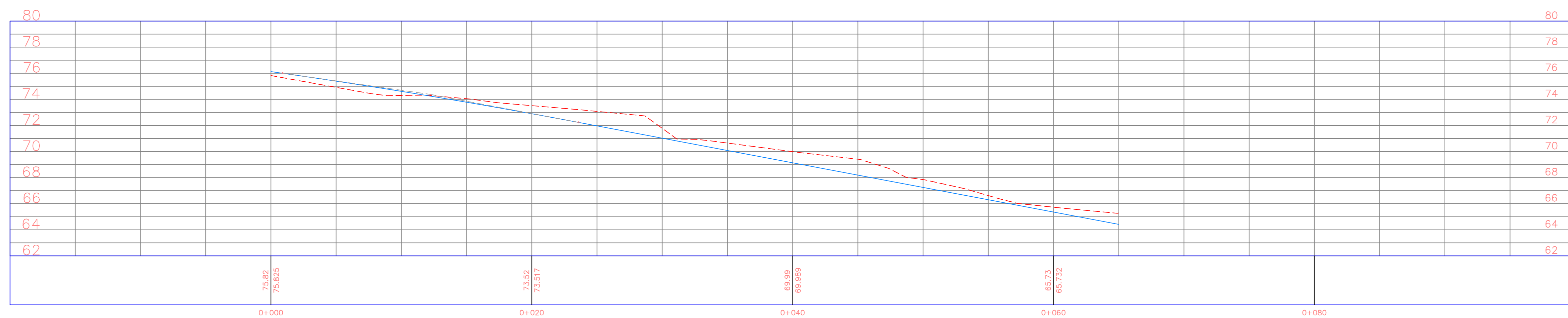


CUT AND FILL Z15						
Station	Fill Area	Cut Area	Fill Volume	Cut Volume	Cumulative Fill Vol	Cumulative Cut Vol
0+000.00	1.02	0.00	0.00	0.00	0.00	0.00
0+020.00	0.00	6.56	10.19	65.63	10.19	65.63
0+040.00	0.00	9.53	0.00	160.96	10.19	226.59
0+060.00	0.00	4.58	0.00	141.09	10.19	367.68
0+066.18	0.00	0.00	0.00	14.14	10.19	381.83

Gravel Z15			
Station	Area	Volume	Cumulative Volume
0+000.00	0.90	0.00	0.00
0+020.00	0.90	18.00	18.00
0+040.00	0.90	18.00	36.00
0+060.00	0.90	18.00	54.00
0+066.18	0.00	2.78	56.78



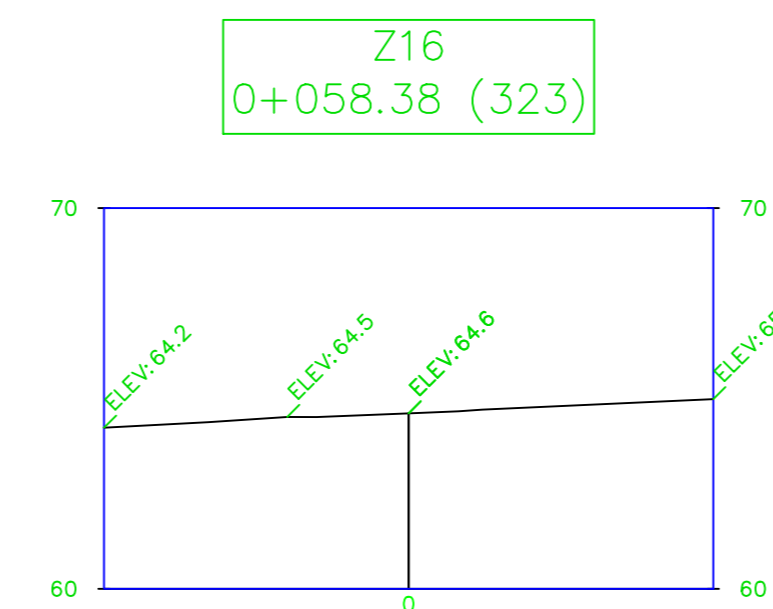
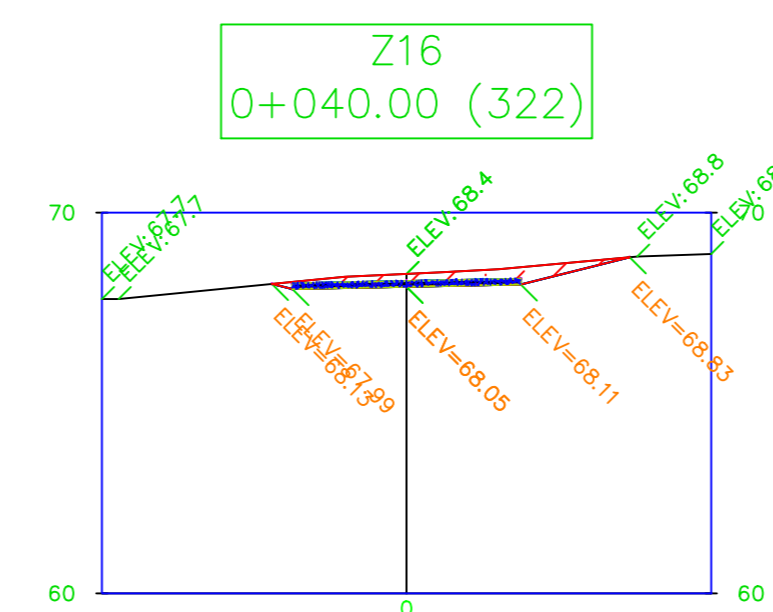
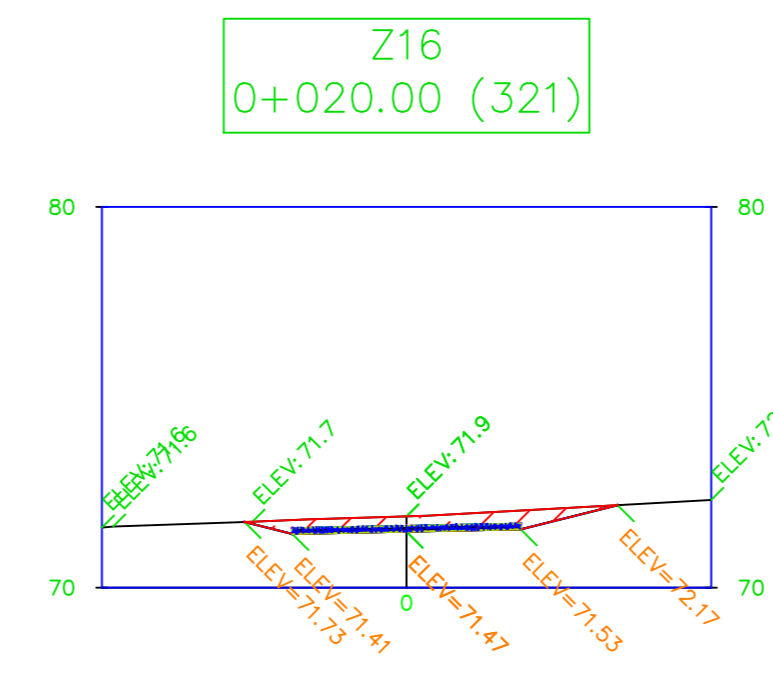
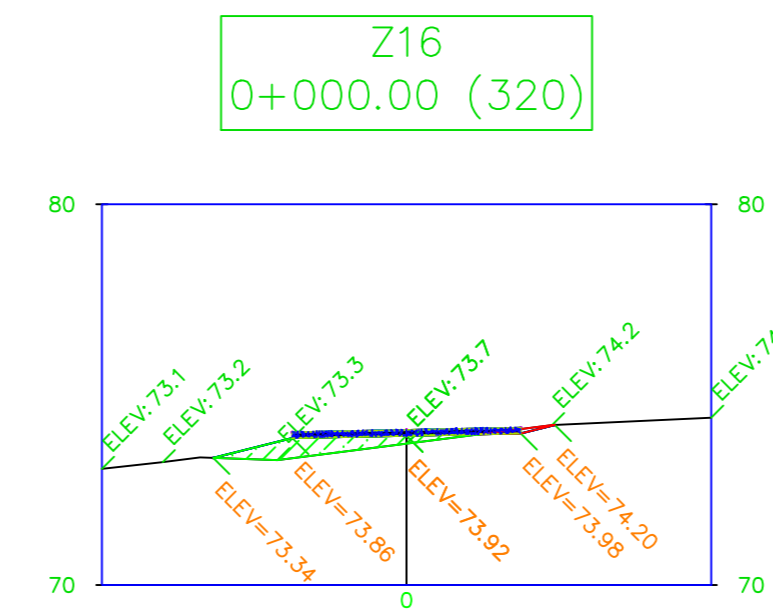
# Z15 PROFILE



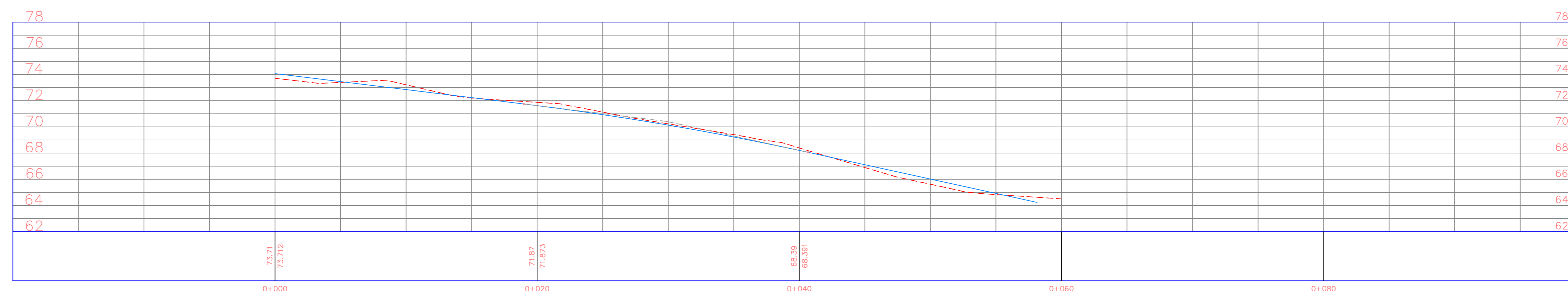


CUT AND FILL Z16						
Station	Fill Area	Cut Area	Fill Volume	Cut Volume	Cumulative Fill Vol	Cumulative Cut Vol
0+000.00	1.91	0.12	0.00	0.00	0.00	0.00
0+020.00	0.00	3.34	19.10	34.57	19.10	34.57
0+040.00	0.00	2.70	0.00	60.39	19.10	94.96
0+058.38	0.00	0.00	0.00	24.80	19.10	119.76

Gravel Z16			
Station	Area	Volume	Cumulative Volume
0+000.00	0.90	0.00	0.00
0+020.00	0.90	18.00	18.00
0+040.00	0.90	18.00	36.00
0+058.38	0.00	8.27	44.27

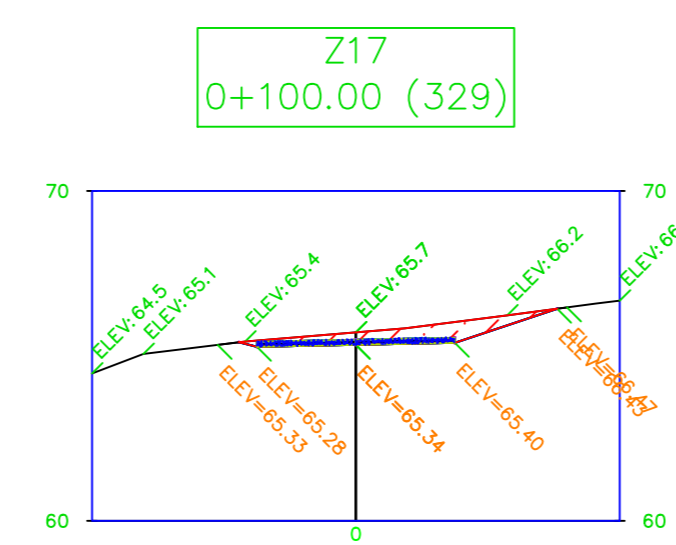
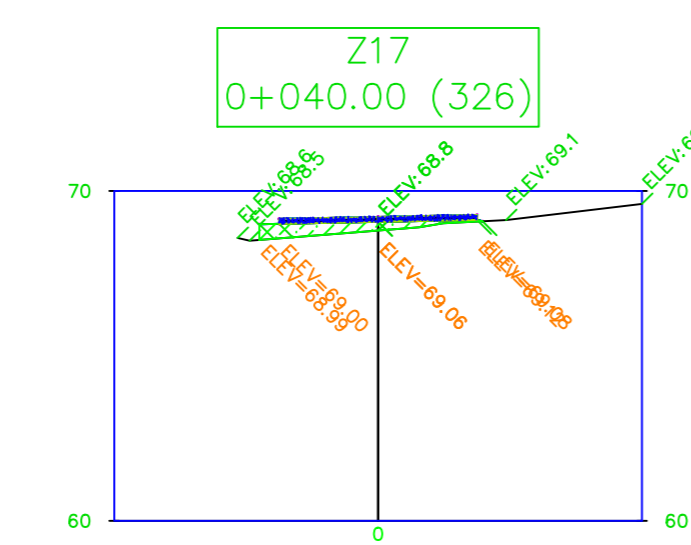
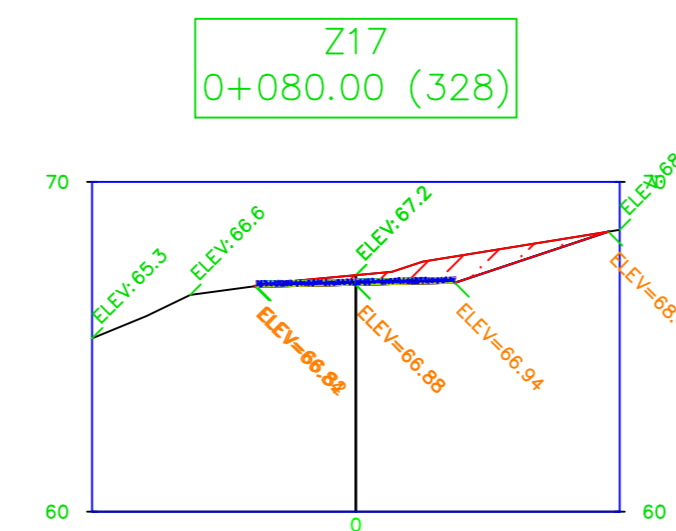
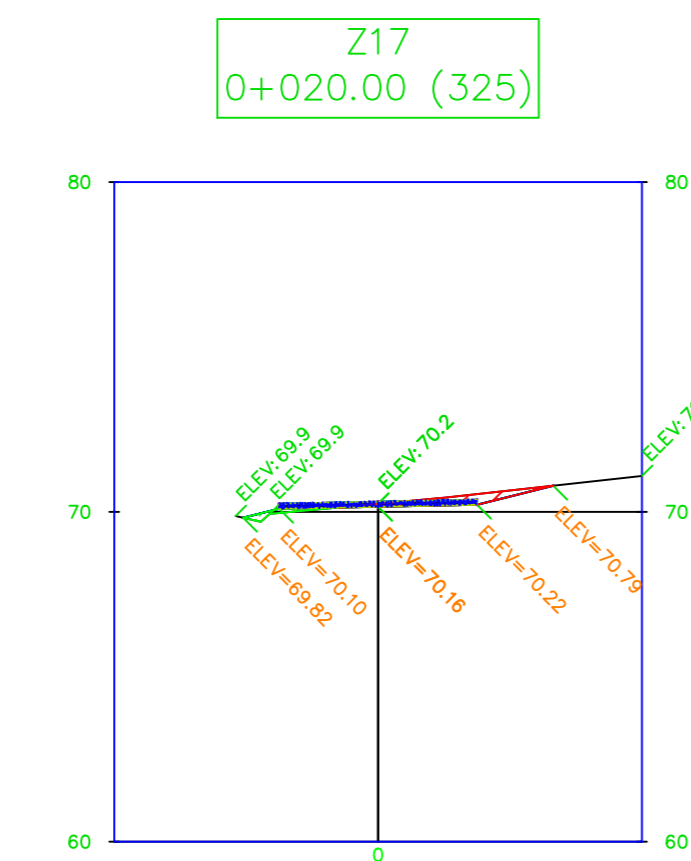
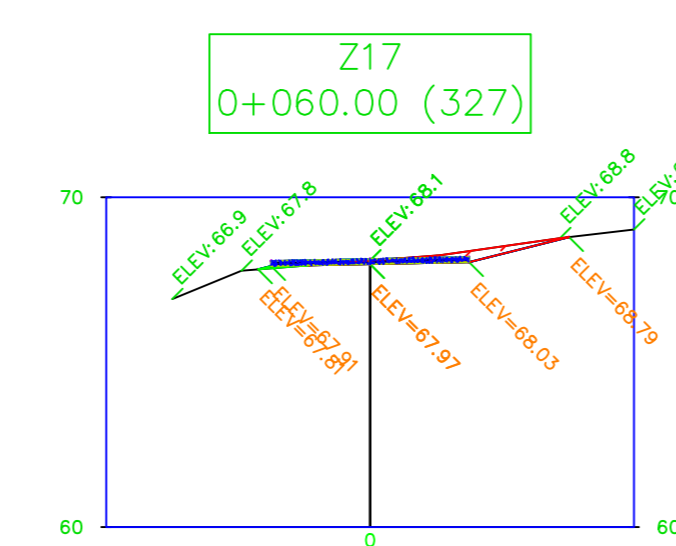
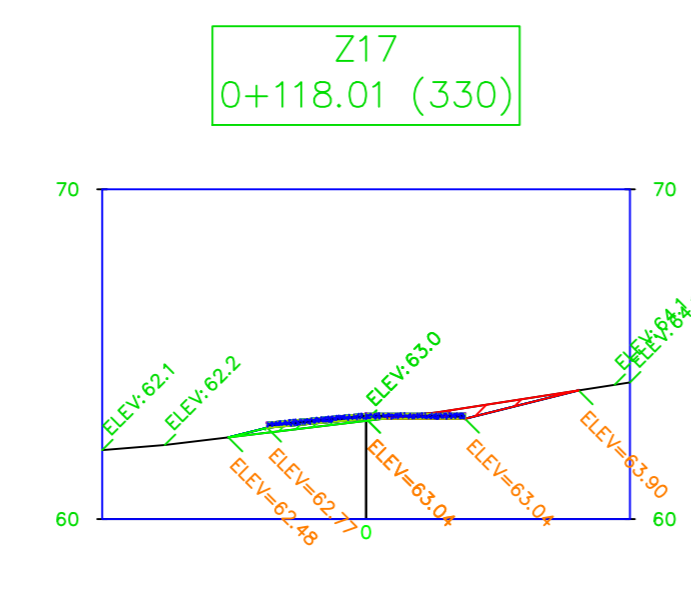


# Z16 PROFILE

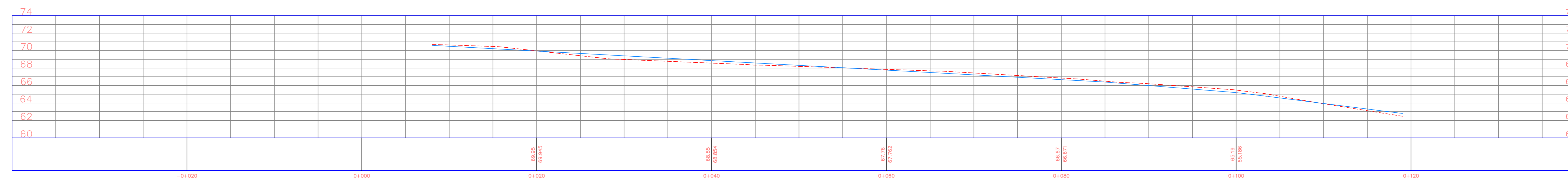


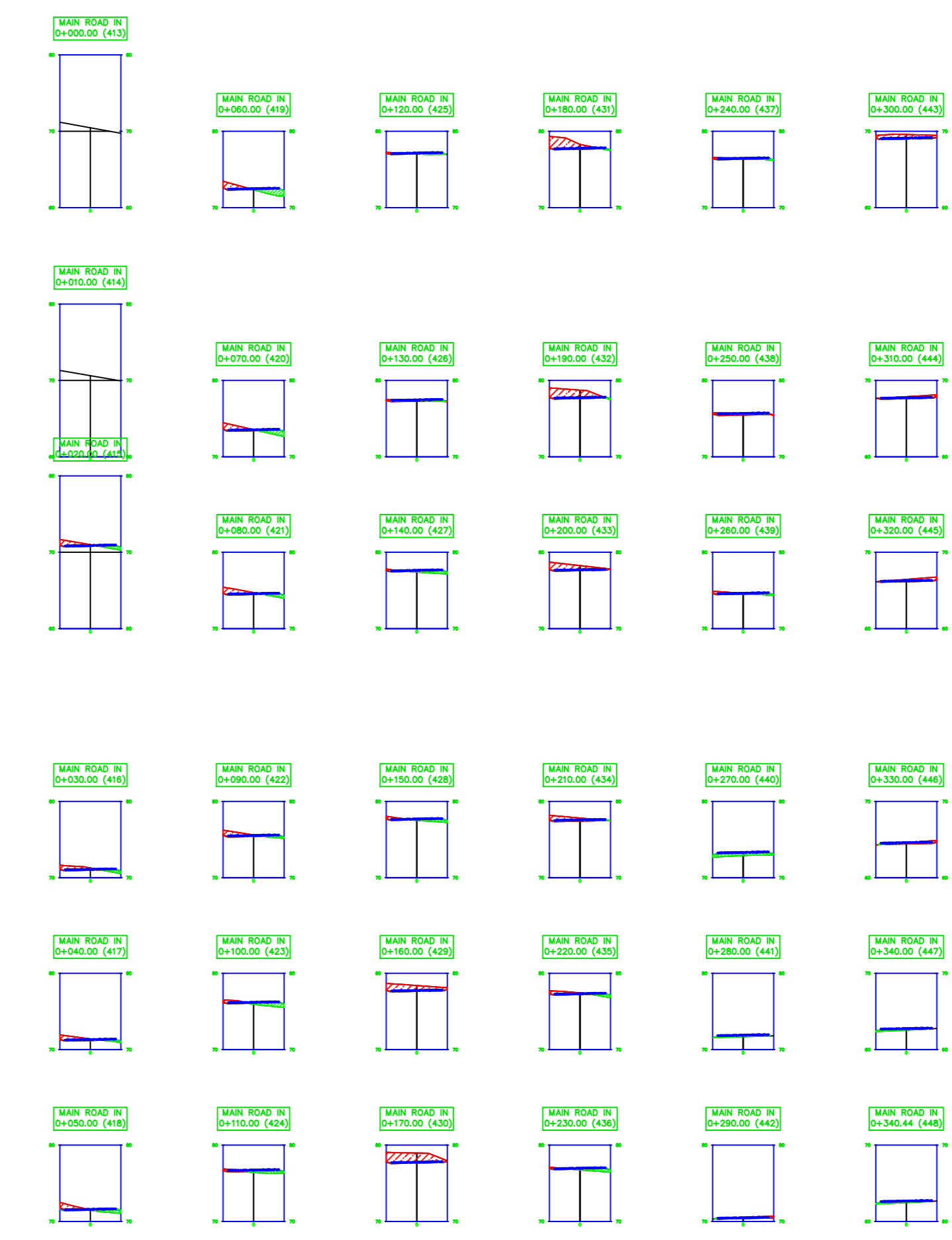
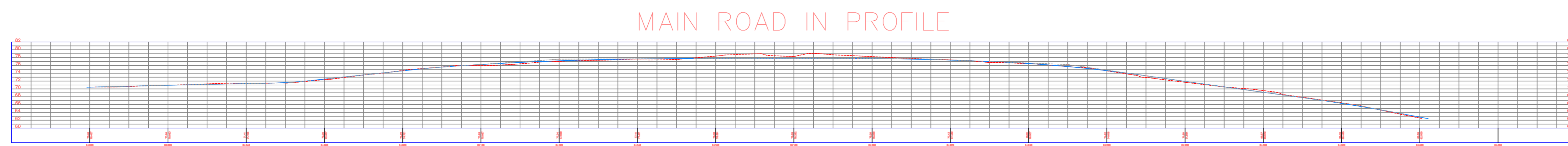
CUT AND FILL Z17						
Station	Fill Area	Cut Area	Fill Volume	Cut Volume	Cumulative Fill Vol	Cumulative Cut Vol
0+000.00	0.00	0.00	0.00	0.00	0.00	0.00
0+020.00	0.26	1.03	2.62	10.31	2.62	10.31
0+040.00	1.78	0.00	20.45	10.31	23.07	20.62
0+060.00	0.05	1.22	18.34	12.20	41.42	32.82
0+080.00	0.00	3.93	0.52	51.46	41.93	84.29
0+100.00	0.00	3.34	0.00	72.63	41.93	156.92
0+118.01	0.43	0.94	3.88	38.52	45.82	195.44

Gravel Z17			
Station	Area	Volume	Cumulative Volume
0+000.00	0.00	0.00	0.00
0+020.00	0.90	9.00	9.00
0+040.00	0.90	18.00	27.00
0+060.00	0.90	18.00	45.00
0+080.00	0.90	18.00	63.00
0+100.00	0.90	18.00	81.00
0+118.01	0.90	16.21	97.21



## z5 r PROFILE


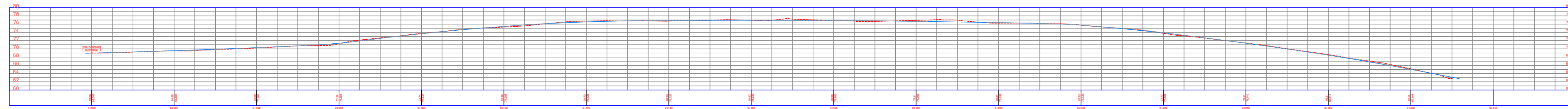




CUT AND FILL MAIN ROAD IN					
Station	Pt. Area	Vol. Area	Vol. Volume	Coordinate Pt. 10	Coordinate Co. 10
0+00	0.00	0.00	0.00	0.00	0.00
0+05	0.00	0.00	0.00	0.00	0.00
0+10	0.00	0.00	0.00	0.00	0.00
0+15	0.00	0.00	0.00	0.00	0.00
0+20	0.00	0.00	0.00	0.00	0.00
0+25	0.00	0.00	0.00	0.00	0.00
0+30	0.00	0.00	0.00	0.00	0.00
0+35	0.00	0.00	0.00	0.00	0.00
0+40	0.00	0.00	0.00	0.00	0.00
0+45	0.00	0.00	0.00	0.00	0.00
0+50	0.00	0.00	0.00	0.00	0.00

CUT AND FILL MAIN ROAD IN	
Station	Volume
0+00	0.00
0+05	0.00
0+10	0.00
0+15	0.00
0+20	0.00
0+25	0.00
0+30	0.00
0+35	0.00
0+40	0.00
0+45	0.00
0+50	0.00

# MAIN ROAD OUT PROFILE

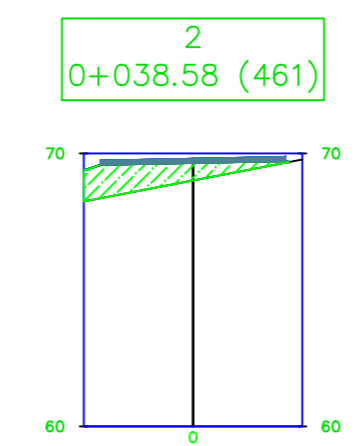
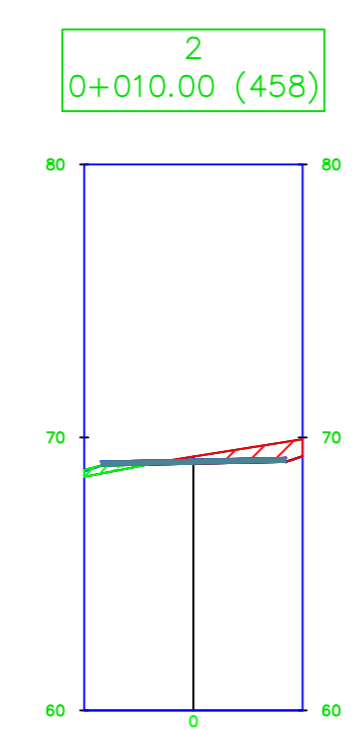
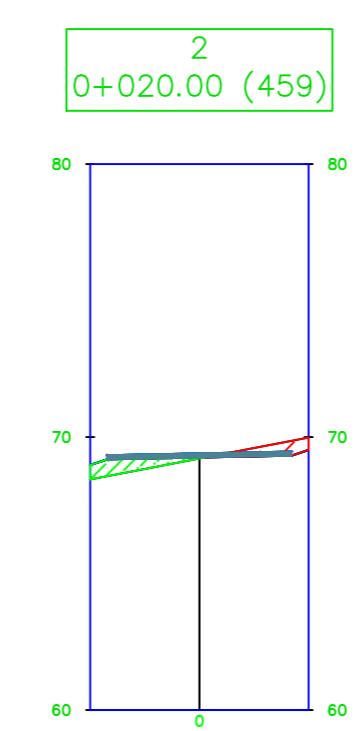
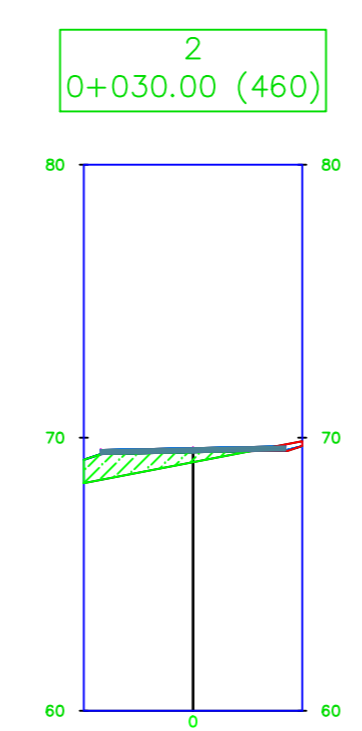
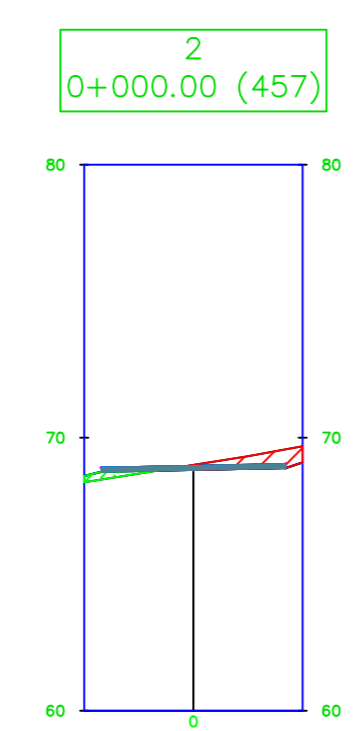
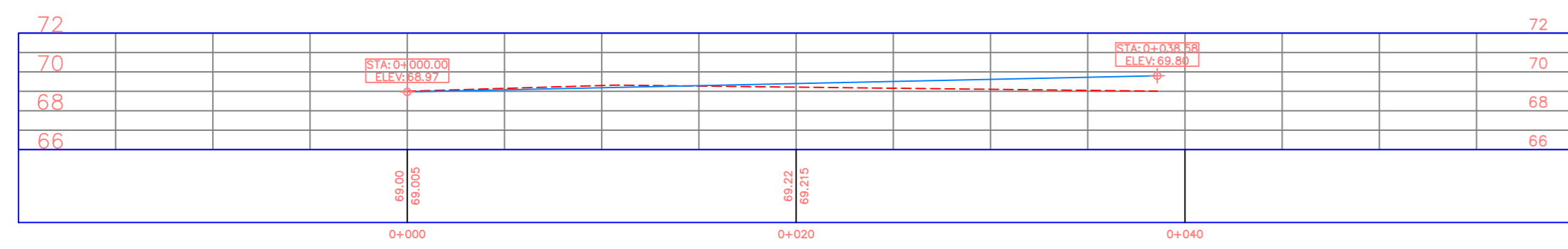


CUT AND FILL									
MAIN ROAD OUT					CUT				
Station	Fill Area	Cut Area	Fill Volume	Cut Volume	Station	Fill Area	Cut Area	Fill Volume	Cut Volume
0+00.00	0.00	0.00	0.00	0.00	0+00.00	0.00	0.00	0.00	0.00
0+05.00	1.00	0.00	1.00	0.00	0+05.00	0.00	0.00	0.00	0.00
0+10.00	2.00	0.00	2.00	0.00	0+10.00	0.00	0.00	0.00	0.00
0+15.00	3.00	0.00	3.00	0.00	0+15.00	0.00	0.00	0.00	0.00
0+20.00	4.00	0.00	4.00	0.00	0+20.00	0.00	0.00	0.00	0.00
0+25.00	5.00	0.00	5.00	0.00	0+25.00	0.00	0.00	0.00	0.00
0+30.00	6.00	0.00	6.00	0.00	0+30.00	0.00	0.00	0.00	0.00
0+35.00	7.00	0.00	7.00	0.00	0+35.00	0.00	0.00	0.00	0.00
0+40.00	8.00	0.00	8.00	0.00	0+40.00	0.00	0.00	0.00	0.00
0+45.00	9.00	0.00	9.00	0.00	0+45.00	0.00	0.00	0.00	0.00
0+50.00	10.00	0.00	10.00	0.00	0+50.00	0.00	0.00	0.00	0.00
0+55.00	9.50	0.00	9.50	0.00	0+55.00	0.00	0.00	0.00	0.00
0+60.00	9.00	0.00	9.00	0.00	0+60.00	0.00	0.00	0.00	0.00
0+65.00	8.50	0.00	8.50	0.00	0+65.00	0.00	0.00	0.00	0.00
0+70.00	8.00	0.00	8.00	0.00	0+70.00	0.00	0.00	0.00	0.00
0+75.00	7.50	0.00	7.50	0.00	0+75.00	0.00	0.00	0.00	0.00
0+80.00	7.00	0.00	7.00	0.00	0+80.00	0.00	0.00	0.00	0.00
0+85.00	6.50	0.00	6.50	0.00	0+85.00	0.00	0.00	0.00	0.00
0+90.00	6.00	0.00	6.00	0.00	0+90.00	0.00	0.00	0.00	0.00
0+95.00	5.50	0.00	5.50	0.00	0+95.00	0.00	0.00	0.00	0.00
1+00.00	5.00	0.00	5.00	0.00	1+00.00	0.00	0.00	0.00	0.00
1+05.00	4.50	0.00	4.50	0.00	1+05.00	0.00	0.00	0.00	0.00
1+10.00	4.00	0.00	4.00	0.00	1+10.00	0.00	0.00	0.00	0.00
1+15.00	3.50	0.00	3.50	0.00	1+15.00	0.00	0.00	0.00	0.00
1+20.00	3.00	0.00	3.00	0.00	1+20.00	0.00	0.00	0.00	0.00
1+25.00	2.50	0.00	2.50	0.00	1+25.00	0.00	0.00	0.00	0.00
1+30.00	2.00	0.00	2.00	0.00	1+30.00	0.00	0.00	0.00	0.00
1+35.00	1.50	0.00	1.50	0.00	1+35.00	0.00	0.00	0.00	0.00
1+40.00	1.00	0.00	1.00	0.00	1+40.00	0.00	0.00	0.00	0.00
1+45.00	0.50	0.00	0.50	0.00	1+45.00	0.00	0.00	0.00	0.00
1+50.00	0.00	0.00	0.00	0.00	1+50.00	0.00	0.00	0.00	0.00
1+55.00	0.00	0.00	0.00	0.00	1+55.00	0.00	0.00	0.00	0.00
1+60.00	0.00	0.00	0.00	0.00	1+60.00	0.00	0.00	0.00	0.00
1+65.00	0.00	0.00	0.00	0.00	1+65.00	0.00	0.00	0.00	0.00
1+70.00	0.00	0.00	0.00	0.00	1+70.00	0.00	0.00	0.00	0.00
1+75.00	0.00	0.00	0.00	0.00	1+75.00	0.00	0.00	0.00	0.00
1+80.00	0.00	0.00	0.00	0.00	1+80.00	0.00	0.00	0.00	0.00
1+85.00	0.00	0.00	0.00	0.00	1+85.00	0.00	0.00	0.00	0.00
1+90.00	0.00	0.00	0.00	0.00	1+90.00	0.00	0.00	0.00	0.00
1+95.00	0.00	0.00	0.00	0.00	1+95.00	0.00	0.00	0.00	0.00
2+00.00	0.00	0.00	0.00	0.00	2+00.00	0.00	0.00	0.00	0.00

MAIN ROAD OUT			
Station	Fill Volume	Cut Volume	Cumulative Volume
0+00.00	0.00	0.00	0.00
0+05.00	1.00	0.00	1.00
0+10.00	2.00	0.00	2.00
0+15.00	3.00	0.00	3.00
0+20.00	4.00	0.00	4.00
0+25.00	5.00	0.00	5.00
0+30.00	6.00	0.00	6.00
0+35.00	7.00	0.00	7.00
0+40.00	8.00	0.00	8.00
0+45.00	9.00	0.00	9.00
0+50.00	10.00	0.00	10.00
0+55.00	9.50	0.00	9.50
0+60.00	9.00	0.00	9.00
0+65.00	8.50	0.00	8.50
0+70.00	8.00	0.00	8.00
0+75.00	7.50	0.00	7.50
0+80.00	7.00	0.00	7.00
0+85.00	6.50	0.00	6.50
0+90.00	6.00	0.00	6.00
0+95.00	5.50	0.00	5.50
1+00.00	5.00	0.00	5.00
1+05.00	4.50	0.00	4.50
1+10.00	4.00	0.00	4.00
1+15.00	3.50	0.00	3.50
1+20.00	3.00	0.00	3.00
1+25.00	2.50	0.00	2.50
1+30.00	2.00	0.00	2.00
1+35.00	1.50	0.00	1.50
1+40.00	1.00	0.00	1.00
1+45.00	0.50	0.00	0.50
1+50.00	0.00	0.00	0.00
1+55.00	0.00	0.00	0.00
1+60.00	0.00	0.00	0.00
1+65.00	0.00	0.00	0.00
1+70.00	0.00	0.00	0.00
1+75.00	0.00	0.00	0.00
1+80.00	0.00	0.00	0.00
1+85.00	0.00	0.00	0.00
1+90.00	0.00	0.00	0.00
1+95.00	0.00	0.00	0.00
2+00.00	0.00	0.00	0.00

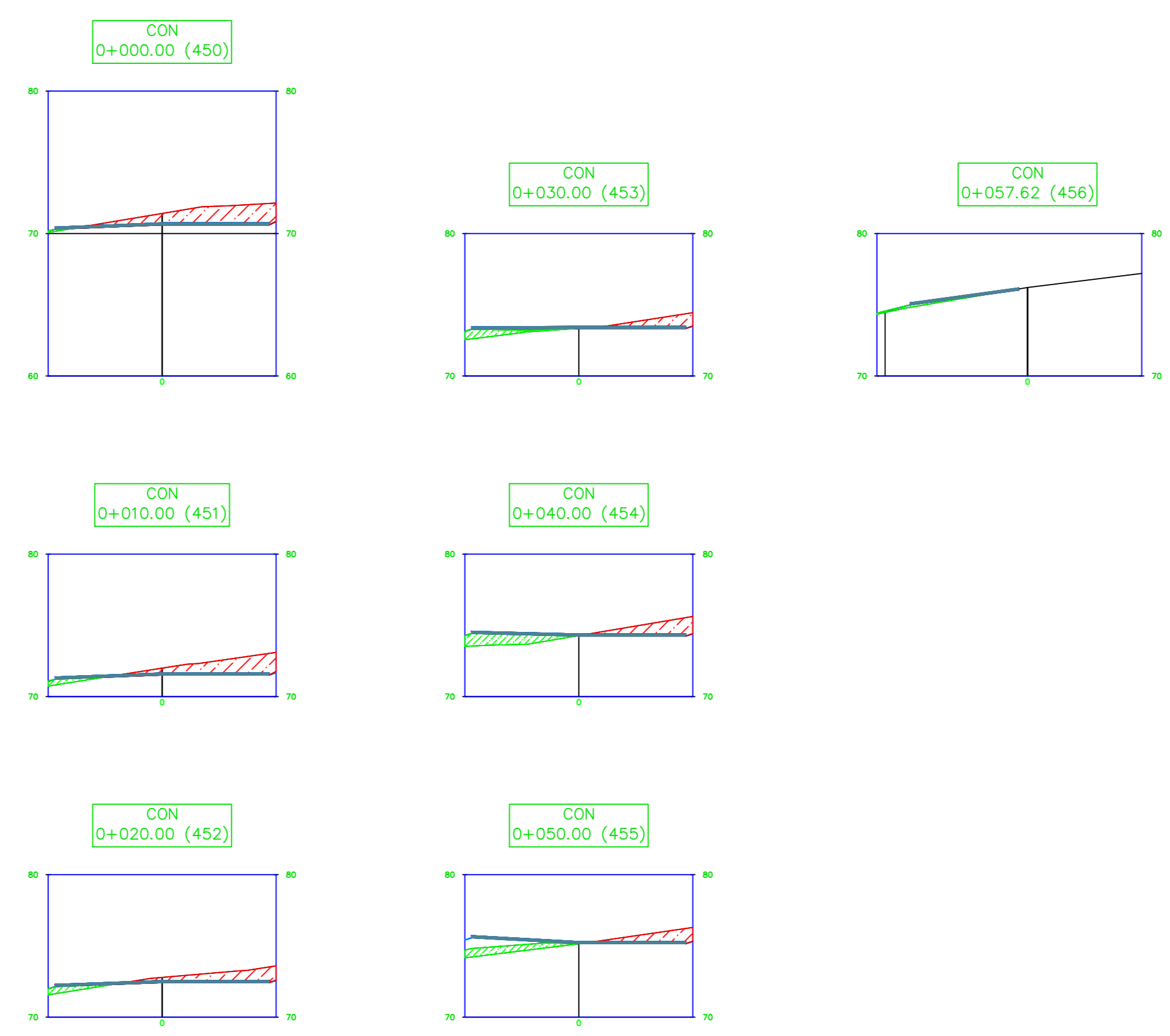
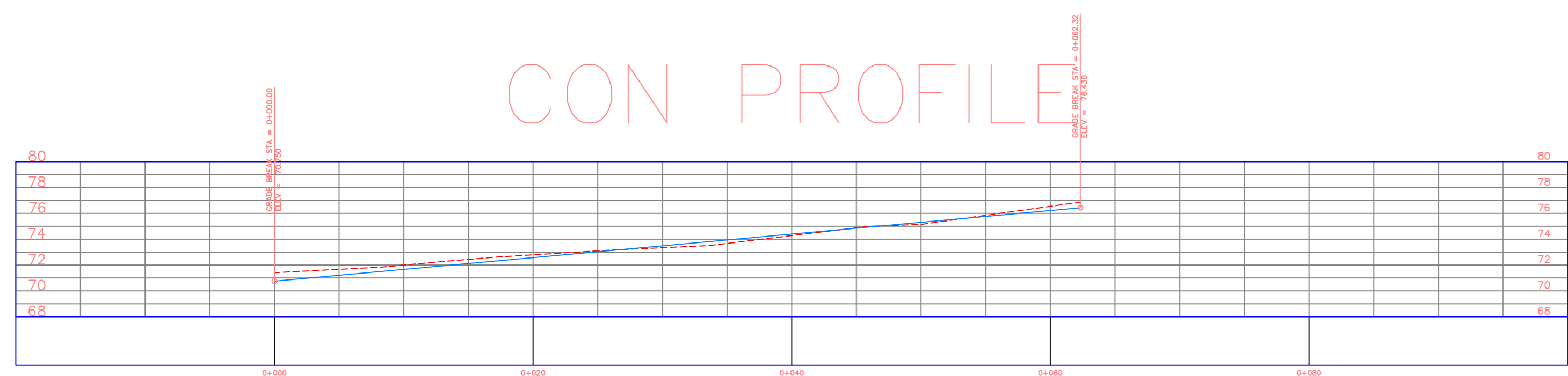


# 2 PROFILE



CUT AND FILL						
2						
Station	Fill Area	Cut Area	Fill Volume	Cut Volume	Cumulative Fill Vol	Cumulative Cut Vol
0+000.00	0.45	1.96	0.00	0.00	0.00	0.00
0+010.00	0.41	2.34	4.32	21.49	4.32	21.49
0+020.00	1.46	1.17	9.37	17.56	13.69	39.05
0+030.00	3.15	0.27	23.04	7.23	36.72	46.28
0+038.58	5.08	0.00	35.28	1.17	72.00	47.44

Gravel			
2			
Station	Area	Volume	Cumulative Volume
0+000.00	1.01	0.00	0.00
0+010.00	1.01	10.12	10.12
0+020.00	1.01	10.12	20.25
0+030.00	1.01	10.13	30.38
0+038.58	1.01	8.68	39.06




CUT AND FILL CON						
Station	Fill Area	Cut Area	Fill Volume	Cut Volume	Cumulative Fill Vol	Cumulative Cut Vol
0+000.00	0.15	12.66	0.00	0.00	0.00	0.00
0+010.00	0.88	9.19	5.15	109.28	5.15	109.28
0+020.00	1.25	6.46	10.64	78.24	15.79	187.52
0+030.00	2.02	3.96	16.32	52.09	32.12	239.62
0+040.00	4.51	3.50	32.66	47.83	64.77	287.44
0+050.00	3.16	4.44	38.35	50.24	103.12	337.68
0+057.62	0.88	0.01	15.39	16.96	118.51	354.64

Gravel CON			
Station	Area	Volume	Cumulative Volume
0+000.00	2.25	0.00	0.00
0+010.00	2.25	22.50	22.50
0+020.00	2.25	45.00	45.00
0+030.00	2.25	67.50	67.50
0+040.00	2.25	90.00	90.00
0+050.00	2.25	112.50	112.50
0+057.62	1.14	12.93	125.52

CUT AND FILL middle						
Station	Fill Area	Cut Area	Fill Volume	Cut Volume	Cumulative Fill Vol	Cumulative Cut Vol
0+000.00	0.00	0.29	0.00	0.00	0.00	0.00
0+010.00	0.00	18.33	0.00	85.09	0.00	85.09
0+020.00	1.30	10.16	6.48	144.47	6.48	239.56
0+030.00	1.42	7.17	13.60	86.67	20.07	326.23
0+040.00	2.42	6.78	19.23	69.73	39.31	395.96
0+050.00	1.69	5.63	20.57	62.04	59.88	457.99
0+060.00	2.79	3.74	22.40	46.85	82.28	504.85
0+070.00	2.72	2.37	27.52	30.54	109.81	535.39
0+080.00	1.22	1.40	19.69	18.83	129.50	554.22
0+090.00	0.00	2.53	6.11	19.66	135.61	573.88
0+100.00	0.00	6.10	0.00	43.19	135.61	617.06
0+110.00	5.40	4.04	2.02	50.70	137.63	667.76
0+120.00	4.23	0.00	23.28	20.18	160.89	687.93
0+130.00	1.59	1.16	29.20	5.82	190.09	693.75
0+140.00	10.10	0.00	58.48	5.82	248.57	699.57
0+150.00	14.71	0.00	124.05	0.00	372.62	699.57
0+160.00	14.49	0.00	145.97	0.00	518.59	699.57
0+170.00	4.88	0.00	197.33	0.00	695.92	699.57
0+180.00	0.00	3.24	24.90	18.22	640.62	715.79
0+190.00	0.08	0.75	0.38	19.95	641.20	735.74
0+200.00	1.30	0.17	7.88	4.57	649.08	740.31
0+210.00	0.57	0.70	10.34	4.33	659.42	744.64
0+217.35	0.14	2.53	2.63	11.88	662.05	756.52

Gravel middle			
Station	Area	Volume	Cumulative Volume
0+000.00	2.25	0.00	0.00
0+010.00	2.25	22.50	22.50
0+020.00	2.25	45.00	45.00
0+030.00	2.25	67.50	67.50
0+040.00	2.25	90.00	90.00
0+050.00	2.25	112.50	112.50
0+060.00	2.25	135.00	135.00
0+070.00	2.25	157.50	157.50
0+080.00	2.25	180.00	180.00
0+090.00	2.25	202.50	202.50
0+100.00	2.25	225.00	225.00
0+110.00	2.25	247.50	247.50
0+120.00	2.25	270.00	270.00
0+130.00	2.25	292.50	292.50
0+140.00	2.25	315.00	315.00
0+150.00	2.25	337.50	337.50
0+160.00	2.25	360.00	360.00
0+170.00	2.25	382.50	382.50
0+180.00	2.25	405.00	405.00
0+190.00	2.25	427.50	427.50
0+200.00	2.25	450.00	450.00
0+210.00	2.25	472.50	472.50
0+217.35	2.25	499.03	499.03



middle PROFILE

